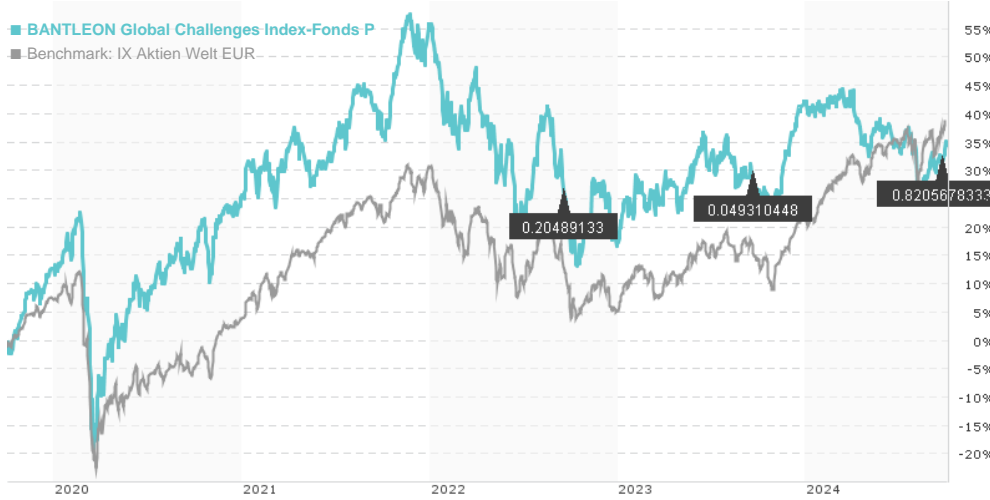


BANTLEON Global Challenges Index-Fonds P / DE000A1T7561 / A1T756 / BANTLEON Invest AG

Last 10/01/2024 ¹	Region	Branch	Type of yield	Type
232.51 EUR	Worldwide	Mixed Sectors	paying dividend	Equity Fund



Risk key figures

SRI	1	2	3	4	5	6	7
Mountain-View Funds Rating ²	EDA ³						
	95						

Yearly Performance

2023	+20.07%
2022	-23.71%
2021	+23.64%
2020	+11.34%
2019	+37.00%

Master data		Conditions		Other figures	
Fund type	Single fund	Issue surcharge	5.00%	Minimum investment	EUR 0.01
Category	Equity	Planned administr. fee	0.00%	Savings plan	-
Sub category	Mixed Sectors	Deposit fees	0.10%	UCITS / OGAW	Yes
Fund domicile	Germany	Redemption charge	0.00%	Performance fee	0.00%
Tranch volume	(10/01/2024) EUR 135.05 mill.	Ongoing charges	-	Redeployment fee	0.00%
Total volume	(06/30/2023) EUR 339.48 mill.	Dividends		Investment company	
Launch date	3/17/2014	20.09.2024	0.82 EUR	BANTLEON Invest AG	
KESt report funds	Yes	18.09.2023	0.05 EUR	An der Börse 7, 30159, Hannover	
Business year start	01.09.	16.09.2022	0.20 EUR	Germany	
Sustainability type	Ethics/ecology	20.09.2021	0.38 EUR	https://www.bantleon.com/	
Fund manager	-	28.09.2020	0.15 EUR		

Performance	1M	6M	YTD	1Y	2Y	3Y	5Y	Since start
Performance	+1.04%	-6.70%	-5.42%	+6.32%	+16.39%	-1.11%	+32.36%	+150.27%
Performance p.a.	-	-	-	+6.32%	+7.91%	-0.37%	+5.76%	+9.08%
Sharpe ratio	1.03	-1.34	-0.93	0.27	0.32	-0.23	0.13	0.35
Volatility	10.24%	12.17%	11.35%	11.19%	14.44%	16.43%	18.72%	16.57%
Worst month	-	-6.75%	-6.75%	-6.75%	-6.75%	-11.75%	-12.76%	-12.76%
Best month	-	2.77%	6.12%	9.97%	9.97%	11.95%	11.97%	14.29%
Maximum loss	-2.61%	-13.86%	-13.98%	-13.98%	-13.98%	-28.16%	-33.84%	-

Distribution permission

Austria, Germany, Czech Republic

¹ Important note on update status: The displayed date refers exclusively to the calculation of the NAV.

² The Mountain-View Data Fund Rating calculates a comparative ranking for funds using yield, volatility and trend data. For more information visit [MVD Funds Rating](#)

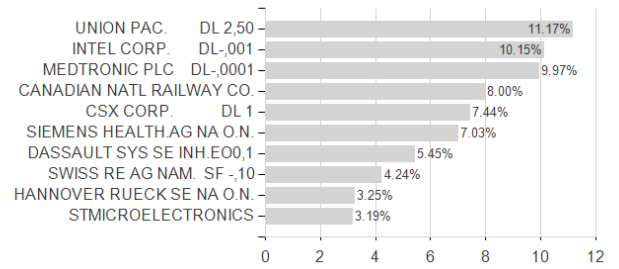
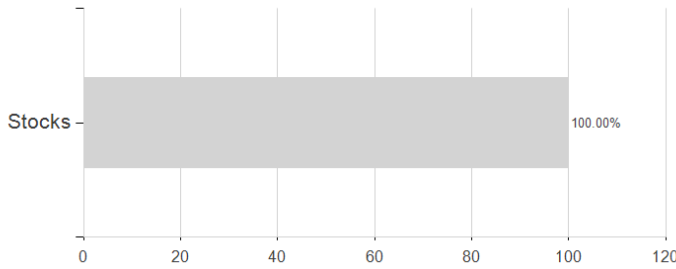
³ Displays the Ethical-Dynamical Ratio calculated according to standard criteria. The maximum value is 100. For more information visit [EDA](#)

BANTLEON Global Challenges Index-Fonds P / DE000A1T7561 / A1T756 / BANTLEON Invest AG

Assessment Structure

Assets

Largest positions



Countries

Branches

Currencies

