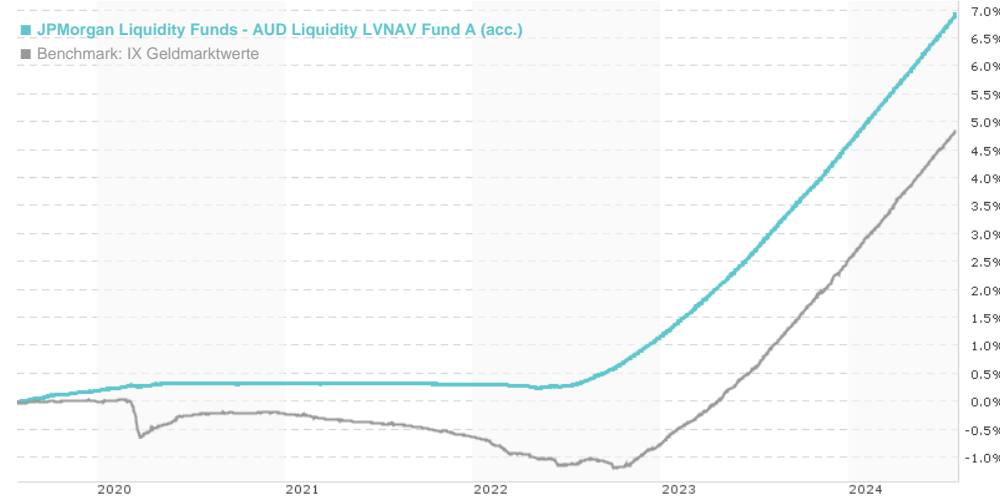


JPMorgan Liquidity Funds - AUD Liquidity LVNAV Fund A (acc.) / LU0533339742 / A1C7CG / JPMorgan AM (EU)

Last 07/26/2024 ¹	Region	Branch	Type of yield	Type
12948.23 AUD	Worldwide	Money Market Securities	reinvestment	Money Market Fund



Risk key figures

SRI	1	2	3	4	5	6	7
Mountain-View Funds Rating ²	EDA ³						
	▲▲▲▲▲▲▲						

Yearly Performance

2023	+3.38%
2022	+0.86%
2021	-0.02%
2020	+0.14%
2019	+0.96%

Master data	Conditions	Other figures
-------------	------------	---------------

Fund type	Single fund	Issue surcharge	0.00%	Minimum investment	AUD 50,000.00
Category	Money Market	Planned administr. fee	0.00%	Savings plan	-
Sub category	Money Market Securities	Deposit fees	0.00%	UCITS / OGAW	Yes
Fund domicile	Luxembourg	Redemption charge	0.00%	Performance fee	0.00%
Tranch volume	(07/26/2024) AUD 57.31 mill.	Ongoing charges	-	Redeployment fee	0.00%
Total volume	(07/26/2024) AUD 1,672.96 mill.	Dividends		Investment company	
Launch date	10/12/2010	JPMorgan AM (EU)			
KEST report funds	Yes	PO Box 275, 2012, Luxembourg			
Business year start	01.12.	Luxembourg			
Sustainability type	-	https://www.jpmorganassetmanagement.de			
Fund manager	Aidan Shevlin, Masaomi Shimada				

Performance	1M	6M	YTD	1Y	2Y	3Y	5Y	Since start
Performance	+0.34%	+1.92%	+2.23%	+3.87%	+6.57%	+6.58%	+6.94%	+29.48%
Performance p.a.	-	-	-	+3.86%	+3.23%	+2.14%	+1.35%	+1.89%
Sharpe ratio	4.79	2.41	2.61	1.57	-3.74	-11.17	-18.48	-14.74
Volatility	0.11%	0.11%	0.11%	0.12%	0.12%	0.14%	0.13%	0.12%
Worst month	-	0.29%	0.29%	0.27%	0.06%	-0.04%	-0.04%	-0.04%
Best month	-	0.35%	0.35%	0.35%	0.35%	0.35%	0.35%	0.40%
Maximum loss	0.00%	0.00%	0.00%	0.00%	0.00%	-0.09%	-0.10%	-

Distribution permission

Austria, Germany, Switzerland, Luxembourg

¹ Important note on update status: The displayed date refers exclusively to the calculation of the NAV.

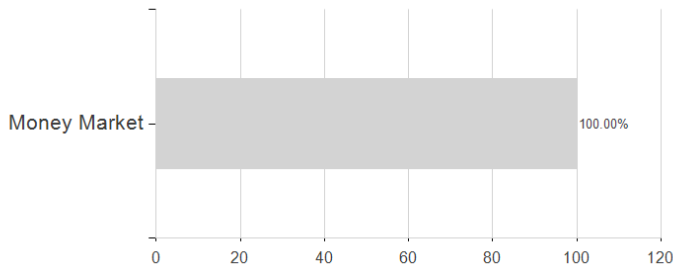
JPMorgan Liquidity Funds - AUD Liquidity LVNAV Fund A (acc.) / LU0533339742 / A1C7CG / JPMorgan AM (EU)

2 The Mountain-View Data Fund Rating calculates a comparative ranking for funds using yield, volatility and trend data. For more information visit [MVD Funds Rating](#)

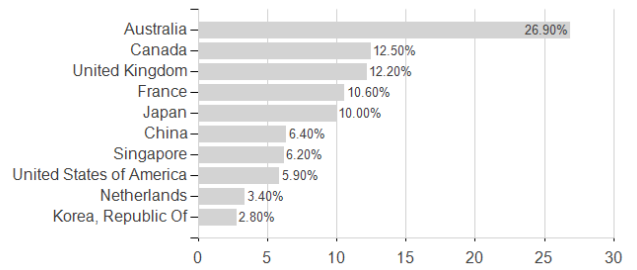
3 Displays the Ethical-Dynamical Ratio calculated according to standard criteria. The maximum value is 100. For more information visit [EDA](#)

Assessment Structure

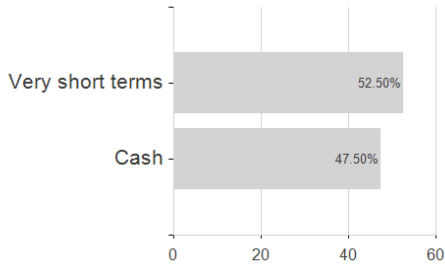
Assets



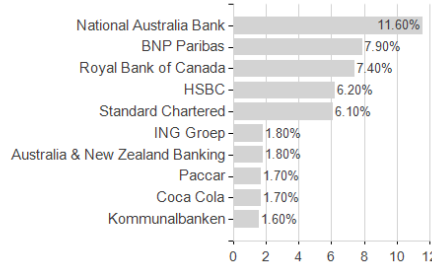
Countries



Duration



Largest positions



Branches

