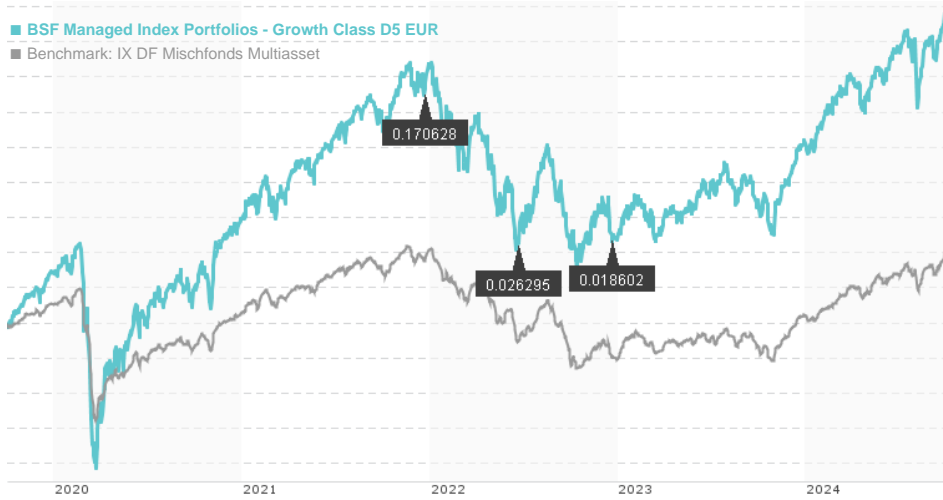


BSF Managed Index Portfolios - Growth Class D5 EUR / LU1191063541 / A14QTV / BlackRock (LU)

Last 10/01/2024 ¹	Region	Branch	Type of yield	Type
165.86 EUR	Worldwide	Multi-asset	paying dividend	Mixed Fund



Risk key figures

SRI	1	2	3	4	5	6	7
Mountain-View Funds Rating ²	EDA ³						
	78						

Yearly Performance

2023	+12.69%
2022	-18.29%
2021	+19.09%
2020	+7.36%
2019	+23.36%

Master data		Conditions		Other figures	
Fund type	Single fund	Issue surcharge	5.00%	Minimum investment	USD 100,000.00
Category	Mixed Fund	Planned administr. fee	0.00%	Savings plan	-
Sub category	Multi-asset	Deposit fees	0.51%	UCITS / OGAW	Yes
Fund domicile	Luxembourg	Redemption charge	0.00%	Performance fee	0.00%
Tranch volume	-	Ongoing charges	-	Redeployment fee	0.00%
Total volume	(10/01/2024) EUR 645.50 mill.	Dividends		Investment company	
Launch date	4/9/2015	20.12.2022	0.02 EUR	BlackRock (LU)	
KESt report funds	Yes	20.06.2022	0.03 EUR	35a Avenue JF Kennedy, 1855, Luxembourg	
Business year start	01.06.	20.12.2021	0.17 EUR	Luxembourg	
Sustainability type	-	20.09.2021	0.08 EUR	https://www.blackrock.com	
Fund manager	Rafael Iborra, Christopher Downing, Steve Walker	21.06.2021	0.08 EUR		

Performance	1M	6M	YTD	1Y	2Y	3Y	5Y	Since start
Performance	+1.75%	+6.69%	+13.68%	+22.73%	+29.46%	+12.46%	+40.85%	+67.28%
Performance p.a.	-	-	-	+22.73%	+13.80%	+3.99%	+7.08%	+5.57%
Sharpe ratio	2.29	0.91	1.48	1.93	1.01	0.06	0.28	0.19
Volatility	9.21%	11.63%	10.43%	10.13%	10.47%	12.09%	13.63%	12.40%
Worst month	-	-2.33%	-2.33%	-3.71%	-3.71%	-7.53%	-10.48%	-10.48%
Best month	-	4.07%	4.54%	6.40%	6.40%	7.53%	9.74%	9.74%
Maximum loss	-2.44%	-7.81%	-7.81%	-7.81%	-8.41%	-21.57%	-28.73%	-

Distribution permission

Austria, Germany, Switzerland, Czech Republic

¹ Important note on update status: The displayed date refers exclusively to the calculation of the NAV.
² The Mountain-View Data Fund Rating calculates a comparative ranking for funds using yield, volatility and trend data. For more information visit [MVD Funds Rating](#)
³ Displays the Ethical-Dynamical Ratio calculated according to standard criteria. The maximum value is 100. For more information visit [EDA](#)

BSF Managed Index Portfolios - Growth Class D5 EUR / LU1191063541 / A14QTV / BlackRock (LU)

Investment strategy

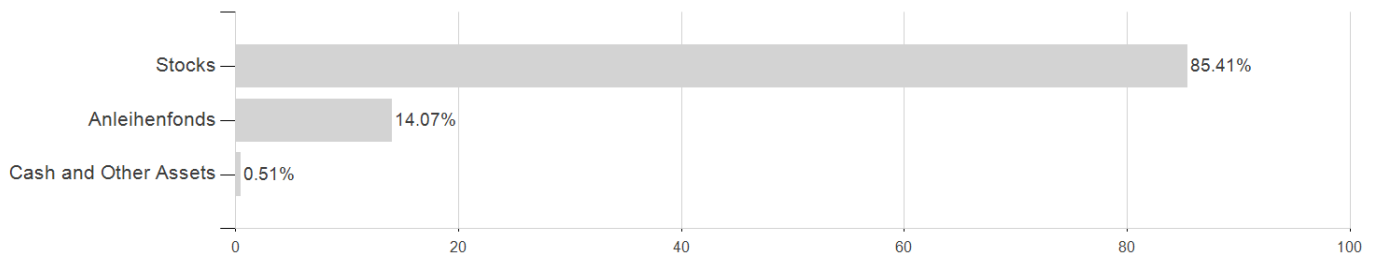
The Fund seeks to invest at least 80% of its total assets in accordance with its ESG Policy as disclosed in the prospectus. It is intended that the Fund's exposure to equity securities will not exceed 90% of its net asset value, however, this exposure may vary over time. Exposure to these asset classes will be through the Fund's investments in other funds globally, when determined appropriate, the Fund may invest directly in FI-related securities, FI-securities, MMLs, cash and deposits. The Fund's direct investments in FI securities and MMLs may be issued by governments, government agencies, companies and supranationals. Any exposure (direct or indirect) to FI securities which have a relatively low credit rating or are unrated may not exceed 20% of the Fund's net asset value.

Investment goal

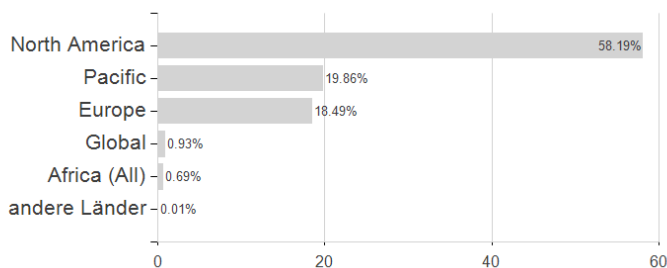
The Fund aims to provide a return on your investment through a combination of capital growth and income commensurate with a relatively high level of risk and in a manner consistent with the principles of environmental, social and governance (ESG) investing. The Fund will seek to obtain indirect exposure to equity securities (e.g. shares), equity-related (ER) securities, fixed income (FI) securities (such as bonds), FI-related securities, alternative assets (such as property and "hard" commodities, but excluding "soft" commodities), cash and deposits. FI securities include money market instruments (MMLs) (i.e. debt securities with short term maturities). ER securities and FI-related securities include financial derivative instruments (FDIs) (i.e. investments the prices of which are based on one or more underlying assets). "Hard" commodities are commodities which are natural resources that are mined or extracted and "soft" commodities are commodities which are agricultural products or livestock.

Assessment Structure

Assets



Countries



Largest positions

