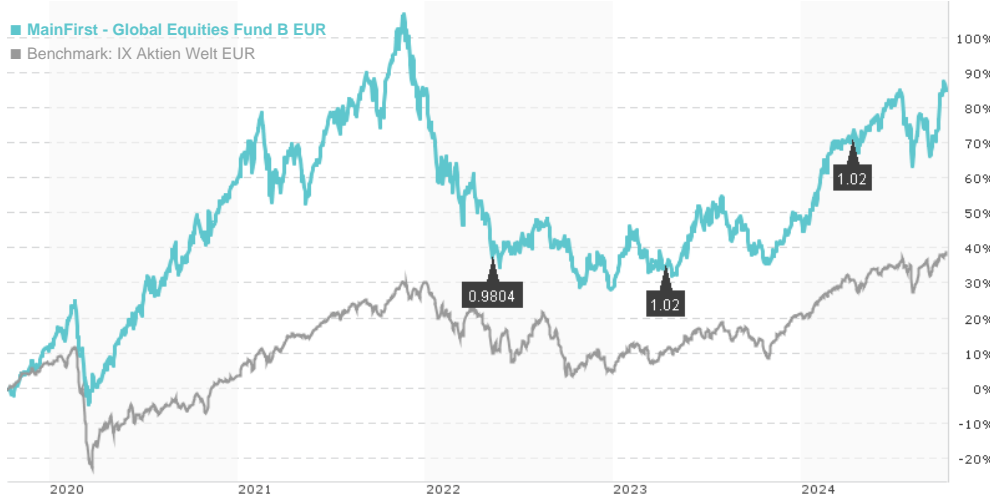


MainFirst - Global Equities Fund B EUR / LU0864710354 / A1KCCN / ETHENEA Ind. Inv.

Last 10/09/2024 ¹	Region	Branch	Type of yield	Type
225.62 EUR	Worldwide	Mixed Sectors	paying dividend	Equity Fund



Risk key figures

SRI	1	2	3	4	5	6	7
Mountain-View Funds Rating ²	EDA ³						
	83						

Yearly Performance

2023	+15.97%
2022	-30.19%
2021	+15.70%
2020	+43.78%
2019	+18.16%

Master data		Conditions		Other figures	
Fund type	Single fund	Issue surcharge	5.00%	Minimum investment	UNT 0
Category	Equity	Planned administr. fee	0.00%	Savings plan	-
Sub category	Mixed Sectors	Deposit fees	0.00%	UCITS / OGAW	Yes
Fund domicile	Luxembourg	Redemption charge	0.00%	Performance fee	15.00%
Tranch volume	(10/09/2024) EUR 27.24 mill.	Ongoing charges	-	Redeployment fee	0.00%
Total volume	(10/09/2024) EUR 278.52 mill.	Dividends		Investment company	
Launch date	11/12/2015	09.04.2024	1.02 EUR	ETHENEA Ind. Inv.	
KESt report funds	Yes	11.04.2023	1.02 EUR	16 rue Gabriel Lippmann, 5365, Munsbach	
Business year start	01.01.	10.05.2022	0.98 EUR	Luxembourg	
Sustainability type	-	25.05.2021	0.95 EUR	https://www.ethenea.com	
Fund manager	Frank Schwarz	26.05.2020	1.36 EUR		

Performance	1M	6M	YTD	1Y	2Y	3Y	5Y	Since start
Performance	+11.15%	+8.47%	+24.08%	+32.07%	+34.02%	+4.51%	+88.49%	+135.16%
Performance p.a.	-	-	-	+31.97%	+15.77%	+1.48%	+13.50%	+10.07%
Sharpe ratio	18.38	0.92	2.00	2.11	0.85	-0.11	0.59	0.42
Volatility	14.06%	15.49%	14.58%	13.64%	14.80%	16.53%	17.50%	16.10%
Worst month	-	-3.21%	-3.21%	-3.21%	-7.75%	-10.65%	-10.65%	-10.67%
Best month	-	4.05%	10.50%	10.50%	10.50%	10.50%	10.50%	10.50%
Maximum loss	-1.24%	-11.77%	-11.77%	-11.77%	-12.47%	-37.98%	-37.98%	-

Distribution permission

Austria, Germany, Switzerland, Czech Republic

¹ Important note on update status: The displayed date refers exclusively to the calculation of the NAV.

² The Mountain-View Data Fund Rating calculates a comparative ranking for funds using yield, volatility and trend data. For more information visit [MVD Funds Rating](#)

³ Displays the Ethical-Dynamical Ratio calculated according to standard criteria. The maximum value is 100. For more information visit [EDA](#)

MainFirst - Global Equities Fund B EUR / LU0864710354 / A1KCCN / ETHENEA Ind. Inv.

Investment strategy

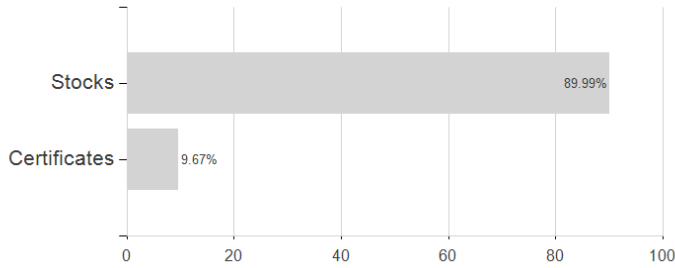
The sub-fund may be subject to performance fees, which are calculated by reference to the benchmark MSCI World Net Total Return EUR Index (MSDEWIN, the "index"). The sub-fund's investment universe is not limited to the index components. The index may therefore differ significantly from the performance of the subfund. The sub-fund is an equity fund.

Investment goal

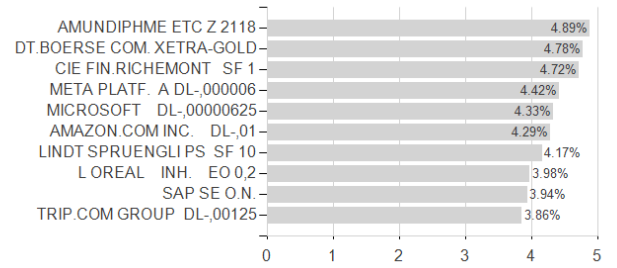
The investment objective of the sub-fund is to outperform the benchmark. The sub-fund is actively managed. The composition of the portfolio is determined by the fund manager solely in accordance with the criteria laid down in the investment objectives / the investment policy, is regularly reviewed and, if necessary, adjusted.

Assessment Structure

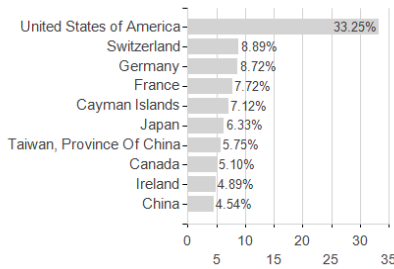
Assets



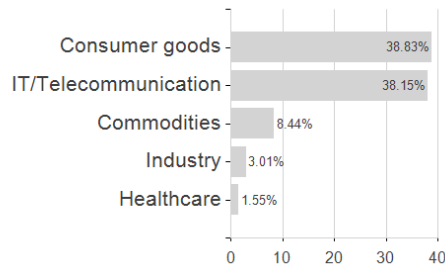
Largest positions



Countries



Branches



Currencies

