

FTC Gideon I EUR I01 (A) / AT000A1GPR7 / 0A1GPR / Erste AM

Last 07/26/2024 <sup>1</sup>	Region	Branch	Type of yield	Type
16.96 EUR	Worldwide	Mixed Sectors	paying dividend	Equity Fund



Risk key figures

SRI	1	2	3	4	5	6	7
Mountain-View Funds Rating <sup>2</sup>	EDA <sup>3</sup>						
	77						

Yearly Performance

2023	+15.02%
2022	-8.47%
2021	+25.33%
2020	-9.95%
2019	+8.97%

Master data		Conditions		Other figures	
Fund type	Single fund	Issue surcharge	4.00%	Minimum investment	EUR 500,000.00
Category	Equity	Planned administr. fee	0.00%	Savings plan	-
Sub category	Mixed Sectors	Deposit fees	0.00%	UCITS / OGAW	Yes
Fund domicile	Austria	Redemption charge	0.00%	Performance fee	0.00%
Tranch volume	-	Ongoing charges	-	Redeployment fee	0.00%
Total volume	(07/26/2024) EUR 22.56 mill.	Dividends		Investment company	
Launch date	12/9/2015	04.01.2016	0.20 EUR	Erste AM	
KESt report funds	Yes	Am Belvedere 1, 1100, Wien			
Business year start	01.10.	Austria			
Sustainability type	-	https://www.erste-am.at			
Fund manager	FTC Capital GmbH				

Performance	1M	6M	YTD	1Y	2Y	3Y	5Y	Since start
Performance	-2.64%	+7.61%	+11.87%	+15.53%	+23.44%	+25.54%	+38.90%	+40.08%
Performance p.a.	-	-	-	+15.49%	+11.09%	+7.87%	+6.79%	+3.98%
Sharpe ratio	-2.77	1.21	1.87	1.20	0.62	0.32	0.23	0.02
Volatility	11.36%	10.07%	9.76%	9.90%	11.96%	13.06%	13.71%	11.92%
Worst month	-	-2.64%	-2.64%	-4.12%	-6.47%	-6.47%	-15.12%	-15.12%
Best month	-	5.00%	5.00%	6.19%	8.11%	8.11%	10.17%	10.17%
Maximum loss	-4.13%	-4.71%	-4.71%	-7.64%	-12.22%	-14.83%	-30.09%	-

Distribution permission

Austria, Germany

<sup>1</sup> Important note on update status: The displayed date refers exclusively to the calculation of the NAV.

<sup>2</sup> The Mountain-View Data Fund Rating calculates a comparative ranking for funds using yield, volatility and trend data. For more information visit [MVD Funds Rating](#)

<sup>3</sup> Displays the Ethical-Dynamical Ratio calculated according to standard criteria. The maximum value is 100. For more information visit [EDA](#)

**FTC Gideon I EUR I01 (A) / AT000A1GPR7 / 0A1GPR / Erste AM**

**Investment strategy**

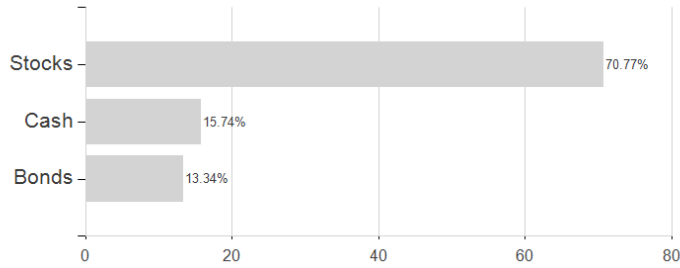
Over time the combination of trend-following and the systematic overlay is expected to produce return in both up and down markets, with an emphasis on capital preservation.

**Investment goal**

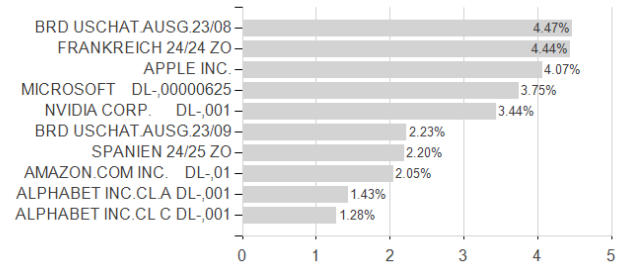
The FTC Gideon I invests in equity indices futures and individual equity funds. The investment universe consists of over 1000 registered equity funds. Two different trading systems, both trend-following in nature are applied. In February 2009 a market neutral overlay was added to the fund. The goal is to create additional Alpha, especially in bear markets where the exposure of the FTC Gideon I to individual equity funds can drop to 0 percent while the overlay strategy due to its long/short approach can take advantage of trading opportunities

**Assessment Structure**

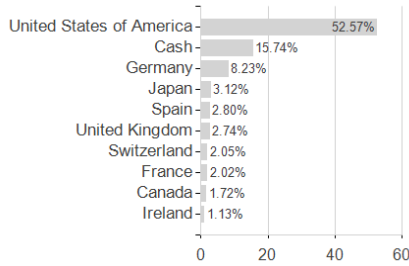
**Assets**



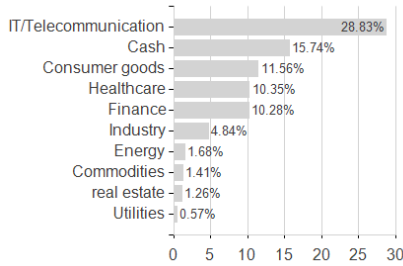
**Largest positions**



**Countries**



**Branches**



**Currencies**

