

WARBURG Global Fixed Income I / DE000A1W2BS3 / A1W2BS / WARBURG INVEST KAG

Last 08/27/2024 <sup>1</sup>	Region	Branch	Type of yield	Type
41.52 EUR	Worldwide	Government Bonds	paying dividend	Fixed-Income Fund



Risk key figures

SRI	1	2	3	4	5	6	7
Mountain-View Funds Rating <sup>2</sup>							EDA <sup>3</sup>
							63

Yearly Performance

2023	+4.62%
2022	-3.68%
2021	-1.90%
2020	-1.66%
2019	+10.99%

Master data		Conditions		Other figures	
Fund type	Single fund	Issue surcharge	0.00%	Minimum investment	EUR 500,000.00
Category	Bonds	Planned administr. fee	0.00%	Savings plan	-
Sub category	Government Bonds	Deposit fees	0.30%	UCITS / OGAW	Yes
Fund domicile	Germany	Redemption charge	0.00%	Performance fee	0.00%
Tranch volume	(08/26/2024) EUR 6.52 mill.	Ongoing charges	-	Redeployment fee	0.00%
Total volume	(06/30/2023) EUR 13.49 mill.	Dividends		Investment company	
Launch date	4/25/2014	15.12.2023	0.70 EUR	WARBURG INVEST KAG	
KESt report funds	Yes	15.12.2022	0.50 EUR	Ferdinandstraße 75, 20095, Hamburg	
Business year start	01.10.	15.12.2021	0.53 EUR	Germany	
Sustainability type	-	15.12.2020	0.64 EUR	https://www.warburg-fonds.com	
Fund manager	Martin Hattwig, WARBURG INVEST KAG	16.12.2019	0.67 EUR		

Performance	1M	6M	YTD	1Y	2Y	3Y	5Y	Since start
Performance	+1.44%	+2.29%	+1.10%	+4.53%	+3.75%	+1.34%	-0.26%	+12.03%
Performance p.a.	-	-	-	+4.53%	+1.86%	+0.45%	-0.05%	+1.30%
Sharpe ratio	3.69	0.28	-0.46	0.24	-0.44	-0.81	-0.87	-0.63
Volatility	4.40%	4.07%	3.98%	4.21%	3.77%	3.80%	4.13%	3.54%
Worst month	-	-1.61%	-1.61%	-1.63%	-1.94%	-1.94%	-9.79%	-9.79%
Best month	-	1.18%	2.64%	2.64%	2.64%	2.82%	3.96%	3.96%
Maximum loss	-0.74%	-2.27%	-2.98%	-2.98%	-3.63%	-6.41%	-14.03%	-

Distribution permission

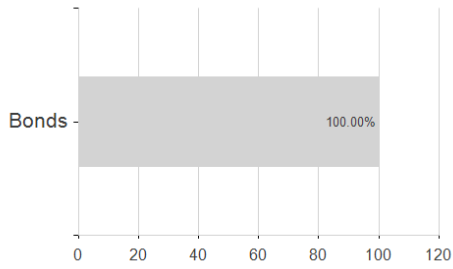
Austria, Germany

<sup>1</sup> Important note on update status: The displayed date refers exclusively to the calculation of the NAV.  
<sup>2</sup> The Mountain-View Data Fund Rating calculates a comparative ranking for funds using yield, volatility and trend data. For more information visit [MVD Funds Rating](#)  
<sup>3</sup> Displays the Ethical-Dynamical Ratio calculated according to standard criteria. The maximum value is 100. For more information visit [EDA](#)

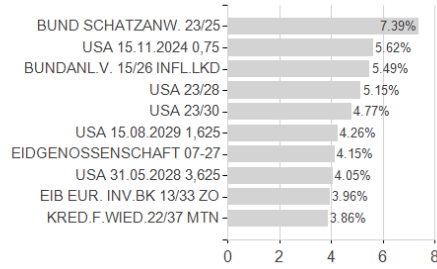
**WARBURG Global Fixed Income I / DE000A1W2BS3 / A1W2BS / WARBURG INVEST KAG**

**Assessment Structure**

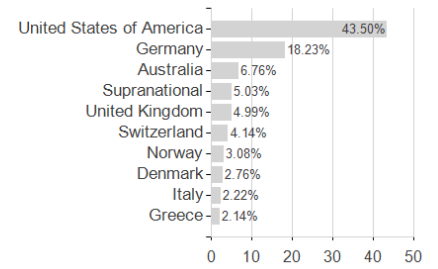
**Assets**



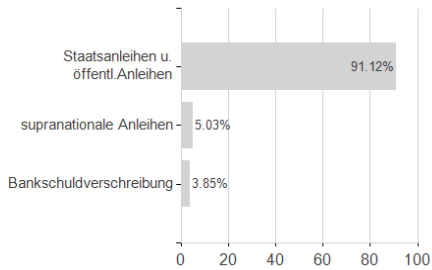
**Largest positions**



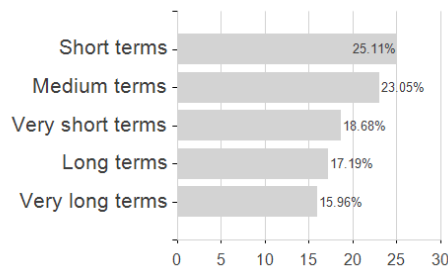
**Countries**



**Issuer**



**Duration**



**Currencies**

