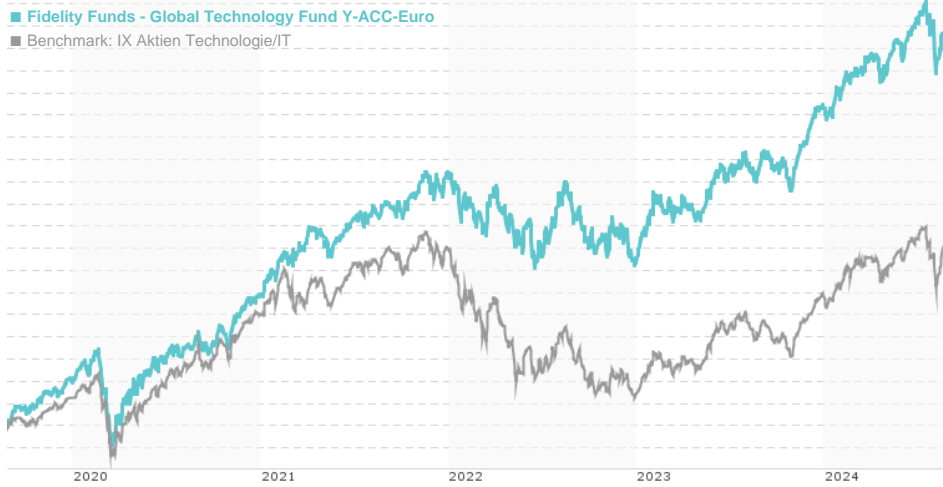


Fidelity Funds - Global Technology Fund Y-ACC-Euro / LU0346389348 / A0NGW1 / FIL IM (LU)

Last 08/26/2024 <sup>1</sup>	Region	Branch	Type of yield	Type
162.60 EUR	Worldwide	Sector Technology	reinvestment	Equity Fund



Risk key figures

SRI	1	2	3	4	5	6	7	
Mountain-View Funds Rating <sup>2</sup>							EDA <sup>3</sup>	73

Yearly Performance

2023	+40.43%
2022	-18.02%
2021	+32.66%
2020	+33.36%
2019	+47.82%

Master data		Conditions		Other figures	
Fund type	Single fund	Issue surcharge	0.00%	Minimum investment	USD 2,500.00
Category	Equity	Planned administr. fee	0.00%	Savings plan	-
Sub category	Sector Technology	Deposit fees	0.35%	UCITS / OGAW	Yes
Fund domicile	Luxembourg	Redemption charge	0.00%	Performance fee	0.00%
Tranch volume	(08/26/2024) EUR 1,775.14 mill.	Ongoing charges	-	Redeployment fee	0.00%
Total volume	(07/31/2024) EUR 22,062.90 mill.	<b>Dividends</b>		<b>Investment company</b>	
Launch date	3/17/2008	FIL IM (LU) Kärntner Straße 9, Top 8, 1010, Wien Austria <a href="https://www.fidelity.at">https://www.fidelity.at</a>			
KESt report funds	Yes				
Business year start	01.05.				
Sustainability type	-				
Fund manager	Hyunho Sohn				

Performance	1M	6M	YTD	1Y	2Y	3Y	5Y	Since start
Performance	-0.37%	+7.11%	+13.63%	+28.33%	+37.33%	+39.33%	+178.57%	+1526.00%
Performance p.a.	-	-	-	+28.42%	+17.16%	+11.68%	+22.71%	+18.47%
Sharpe ratio	-0.34	0.79	1.32	1.87	0.82	0.44	0.96	0.77
Volatility	23.18%	14.27%	13.84%	13.33%	16.62%	18.49%	19.94%	19.36%
Worst month	-	-2.17%	-2.17%	-4.08%	-7.24%	-7.24%	-8.26%	-12.36%
Best month	-	7.16%	7.16%	10.54%	12.56%	12.56%	13.38%	15.31%
Maximum loss	-8.61%	-11.12%	-11.12%	-11.12%	-14.53%	-20.25%	-31.73%	-

Distribution permission

Austria, Germany, Switzerland, Czech Republic

<sup>1</sup> Important note on update status: The displayed date refers exclusively to the calculation of the NAV.

## Fidelity Funds - Global Technology Fund Y-ACC-Euro / LU0346389348 / A0NGW1 / FIL IM (LU)

2 The Mountain-View Data Fund Rating calculates a comparative ranking for funds using yield, volatility and trend data. For more information visit [MVD Funds Rating](#)

### Investment strategy

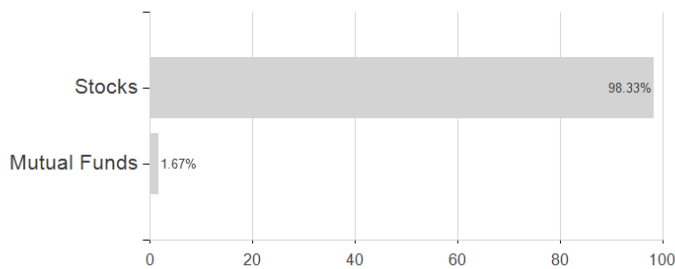
In actively managing the fund, the Investment Manager considers growth and valuation metrics, company financials, return on capital, cash flows and other measures, as well as company management, industry, economic conditions, and other factors. It also considers ESG characteristics when assessing investment risks and opportunities. In determining favourable ESG characteristics, the Investment Manager takes into account ESG ratings provided by Fidelity or external agencies. Through the investment management process the Investment Manager aims to ensure that investee companies follow good governance practices. The fund adheres to the Fidelity Sustainable Investing Framework standards.

### Investment goal

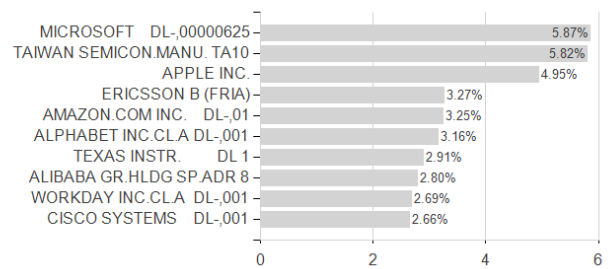
The fund aims to achieve capital growth over the long term. The fund invests at least 70% (and normally 75%) of its assets, in equities of companies throughout the world, including emerging markets that develop or will develop products, process or services providing or benefiting from technological advances or improvements. The fund may also invest in money market instruments on an ancillary basis. The fund invests at least 50% of its assets in securities of companies with favourable environmental, social and governance (ESG) characteristics.

### Assessment Structure

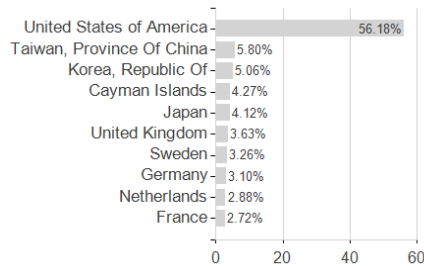
#### Assets



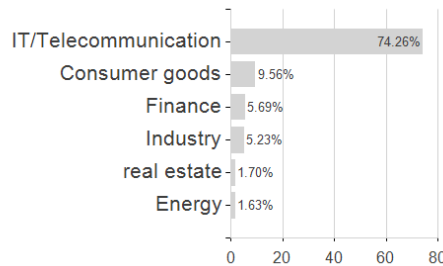
#### Largest positions



#### Countries



#### Branches



#### Currencies

