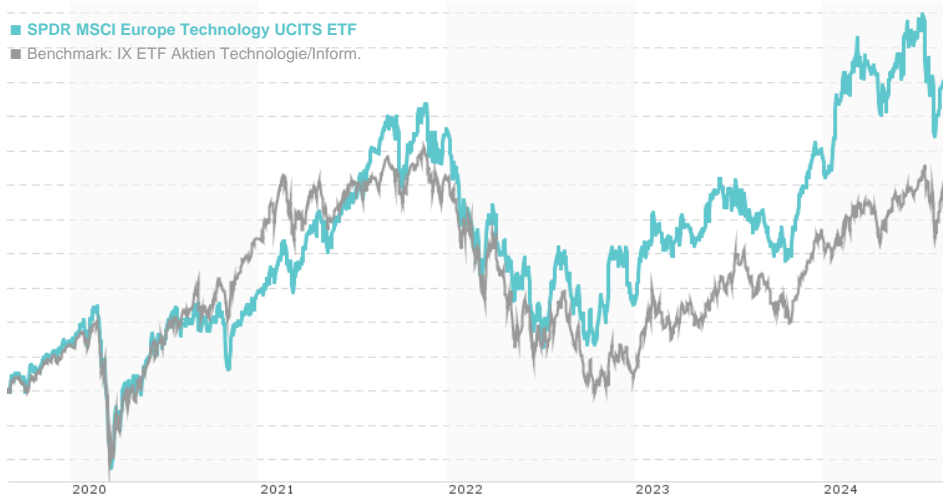


SPDR MSCI Europe Technology UCITS ETF / IE00BKWQ0K51 / A1191U / State Street Gl. Ad.

Last 08/28/2024 ¹	Region	Branch	Type of yield	Type
135.24 EUR	Europe	ETF Stocks	reinvestment	Alternative Investm.

■ SPDR MSCI Europe Technology UCITS ETF
■ Benchmark: IX ETF Aktien Technologie/Inform.



Risk key figures

SRI	1	2	3	4	5	6	7
Mountain-View Funds Rating ²							EDA ³
							82

Yearly Performance

2023	+35.11%
2022	-28.60%
2021	+36.44%
2020	+13.56%
2019	+37.14%

Master data		Conditions		Other figures	
Fund type	Single fund	Issue surcharge	0.00%	Minimum investment	UNT 1
Category	Equity	Planned administr. fee	0.00%	Savings plan	-
Sub category	ETF Stocks	Deposit fees	0.00%	UCITS / OGAW	Yes
Fund domicile	Ireland	Redemption charge	0.00%	Performance fee	0.00%
Tranch volume	(08/28/2024) EUR 82.77 mill.	Ongoing charges	-	Redeployment fee	0.00%
Total volume	(08/28/2024) EUR 82.77 mill.	Dividends		Investment company	
Launch date	12/5/2014	State Street Gl. Ad.			
KESt report funds	Yes	1 Iron Street, MA02210, Boston			
Business year start	01.04.	United States of America			
Sustainability type	-	https://www.ssga.com			
Fund manager	State Street Global Advisors Europe Limited				

Performance	1M	6M	YTD	1Y	2Y	3Y	5Y	Since start
Performance	-0.07%	-3.39%	+9.92%	+24.47%	+45.73%	+5.36%	+88.82%	+205.48%
Performance p.a.	-	-	-	+24.40%	+20.72%	+1.76%	+13.54%	+13.33%
Sharpe ratio	-0.15	-0.44	0.52	0.99	0.74	-0.07	0.39	0.43
Volatility	29.35%	23.21%	23.17%	21.20%	23.40%	25.78%	26.06%	22.93%
Worst month	-	-6.24%	-6.24%	-6.24%	-8.77%	-12.57%	-12.57%	-12.57%
Best month	-	7.04%	8.26%	14.28%	14.28%	15.49%	15.49%	15.49%
Maximum loss	-9.14%	-16.90%	-16.90%	-16.90%	-16.90%	-38.53%	-38.53%	-

Distribution permission

Austria, Germany, Switzerland

¹ Important note on update status: The displayed date refers exclusively to the calculation of the NAV.

² The Mountain-View Data Fund Rating calculates a comparative ranking for funds using yield, volatility and trend data. For more information visit [MVD Funds Rating](#)

³ Displays the Ethical-Dynamical Ratio calculated according to standard criteria. The maximum value is 100. For more information visit [EDA](#)

DISCLAIMER: The information on this page are for informational purposes only and should neither an offer to sell nor a solicitation for the purchase of the security or recommendation in favor of the security to be understood. baha GmbH assumes no liability despite thorough searches for the accuracy of the data.

Funds data from: www.mountain-view.com. Fact Sheet created by: www.baha.com

SPDR MSCI Europe Technology UCITS ETF / IE00BKWQ0K51 / A1191U / State Street GI. Ad.

Investment strategy

The Fund invests primarily in securities included in the Index. These securities include equity securities issued by large and mid-sized companies from European countries, classified in the Information Technology sector as per the Global Industry Classification Standard (GICS).

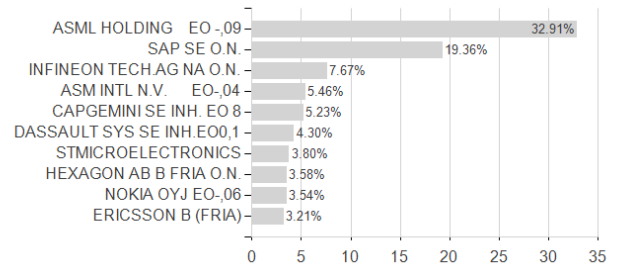
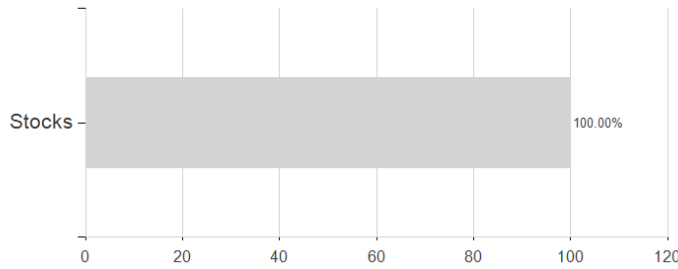
Investment goal

The objective of the Fund is to track the performance of European large and mid-sized companies in the Information Technology sector. The Fund seeks to track the performance of the MSCI Europe Information Technology 35/20 Capped Index (the "Index") as closely as possible. The Fund is an index tracking fund (also known as a passively managed fund).

Assessment Structure

Assets

Largest positions



Countries

Branches

Currencies

