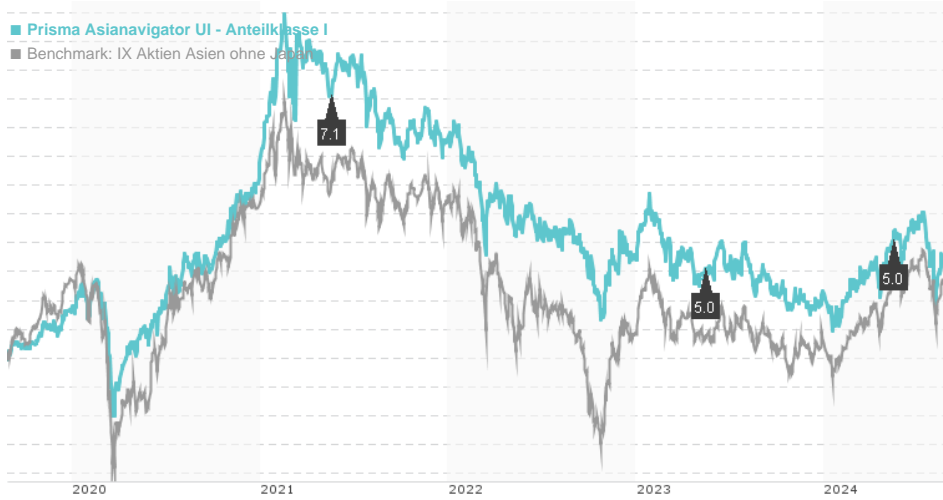


Prisma Asianavigator UI - Anteilklasse I / DE000A1XDWR0 / A1XDWR / Universal-Investment

Last 08/26/2024 ¹	Region	Branch	Type of yield	Type
120.49 EUR	Asia (excl. Japan)	Mixed Sectors	paying dividend	Equity Fund



Risk key figures	
SRI	1 2 3 4 5 6 7
Mountain-View Funds Rating ²	EDA ³
▲▲▲▲▲▲	81
Yearly Performance	
2023	-4.66%
2022	-15.23%
2021	+2.98%
2020	+24.21%
2019	+17.01%

Master data		Conditions		Other figures	
Fund type	Single fund	Issue surcharge	5.00%	Minimum investment	EUR 250,000.00
Category	Equity	Planned administr. fee	0.00%	Savings plan	-
Sub category	Mixed Sectors	Deposit fees	0.05%	UCITS / OGAW	Yes
Fund domicile	Germany	Redemption charge	0.00%	Performance fee	15.00%
Tranch volume	(08/26/2024) EUR 5.96 mill.	Ongoing charges	-	Redeployment fee	0.00%
Total volume	(08/26/2024) EUR 5.96 mill.	Dividends		Investment company	
Launch date	4/2/2014	15.05.2024	5.00 EUR	Universal-Investment	
KESt report funds	No	15.05.2023	5.00 EUR	Theodor-Heuss-Allee 70, 60486, Frankfurt am Main	
Business year start	01.04.	17.05.2021	7.10 EUR	Germany	
Sustainability type	-	15.05.2020	0.14 EUR	https://www.universal-investment.com	
Fund manager	-	15.05.2019	0.20 EUR		

Performance	1M	6M	YTD	1Y	2Y	3Y	5Y	Since start
Performance	-1.12%	+1.55%	+3.36%	+1.74%	-6.86%	-17.60%	+15.49%	+41.42%
Performance p.a.	-	-	-	+1.74%	-3.49%	-6.24%	+2.92%	+3.39%
Sharpe ratio	-0.61	-0.02	0.10	-0.12	-0.44	-0.63	-0.03	-0.01
Volatility	26.15%	16.95%	16.54%	15.05%	15.83%	15.48%	17.95%	14.79%
Worst month	-	-3.51%	-5.42%	-5.60%	-6.58%	-6.58%	-10.24%	-10.24%
Best month	-	6.51%	6.51%	6.51%	13.06%	13.06%	13.06%	13.06%
Maximum loss	-8.51%	-13.47%	-13.47%	-13.47%	-18.50%	-26.90%	-34.33%	-

Distribution permission

Germany

¹ Important note on update status: The displayed date refers exclusively to the calculation of the NAV.

² The Mountain-View Data Fund Rating calculates a comparative ranking for funds using yield, volatility and trend data. For more information visit [MVD Funds Rating](#)

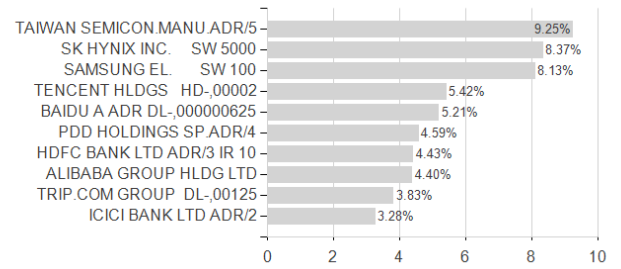
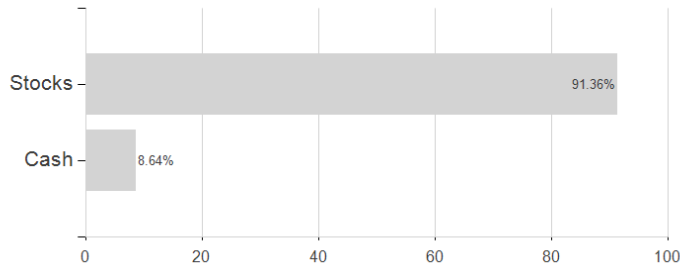
³ Displays the Ethical-Dynamical Ratio calculated according to standard criteria. The maximum value is 100. For more information visit [EDA](#)

Prisma Asianavigator UI - Anteilklasse I / DE000A1XDWR0 / A1XDWR / Universal-Investment

Assessment Structure

Assets

Largest positions



Countries

Branches

Currencies

