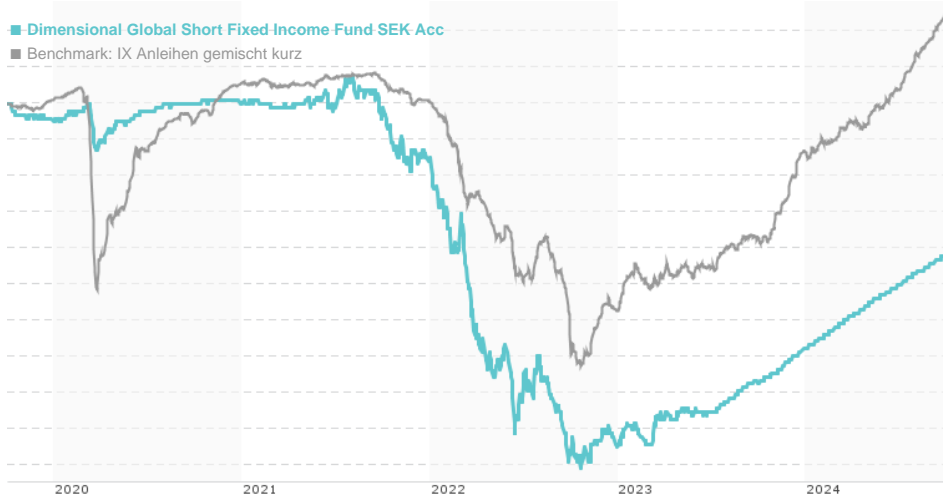


Dimensional Global Short Fixed Income Fund SEK Acc / IE00BN897W00 / A116H8 / Dimensional Fd. Ad.

| | | | | |
|------------------------------|-----------|--------------|---------------|-------------------|
| Last 10/01/2024 ¹ | Region | Branch | Type of yield | Type |
| 9.78 SEK | Worldwide | Bonds: Mixed | reinvestment | Fixed-Income Fund |



Risk key figures

| | | | | | | | | |
|---|---|---|---|---|---|---|------------------|----|
| SRI | 1 | 2 | 3 | 4 | 5 | 6 | 7 | |
| Mountain-View Funds Rating ² | | | | | | | EDA ³ | 77 |

Yearly Performance

| | |
|------|--------|
| 2023 | +3.03% |
| 2022 | -8.16% |
| 2021 | -1.47% |
| 2020 | +0.49% |
| 2019 | +1.30% |

| Master data | | Conditions | | Other figures | |
|---------------------|---------------------------------|-----------------------------------|-------|---------------------------|------------------|
| Fund type | Single fund | Issue surcharge | 0.00% | Minimum investment | SEK 1,000,000.00 |
| Category | Bonds | Planned administr. fee | 0.00% | Savings plan | - |
| Sub category | Bonds: Mixed | Deposit fees | 0.01% | UCITS / OGAW | Yes |
| Fund domicile | Ireland | Redemption charge | 0.00% | Performance fee | 0.00% |
| Tranch volume | - | Ongoing charges | - | Redeployment fee | 0.00% |
| Total volume | (07/31/2024) EUR 3,545.80 mill. | Dividends | | Investment company | |
| Launch date | 11/28/2014 | Dimensional Fd. Ad. | | | |
| KESr report funds | No | Kurfürstendamm 194, 10707, Berlin | | | |
| Business year start | 01.12. | Germany | | | |
| Sustainability type | - | http://www.eu.dimensional.com | | | |
| Fund manager | - | | | | |

| Performance | 1M | 6M | YTD | 1Y | 2Y | 3Y | 5Y | Since start |
|------------------|--------|--------|--------|--------|--------|---------|---------|-------------|
| Performance | +0.31% | +1.88% | +2.84% | +3.93% | +5.84% | -4.02% | -4.12% | -3.07% |
| Performance p.a. | - | - | - | +3.93% | +2.88% | -1.36% | -0.84% | -0.34% |
| Sharpe ratio | 1.42 | 0.92 | 0.95 | 1.12 | -0.36 | -2.25 | -2.41 | -2.13 |
| Volatility | 0.57% | 0.56% | 0.56% | 0.59% | 1.07% | 2.06% | 1.71% | 1.70% |
| Worst month | - | 0.10% | 0.10% | 0.10% | -0.54% | -2.64% | -2.64% | -2.64% |
| Best month | - | 0.31% | 0.32% | 0.42% | 0.76% | 0.96% | 0.96% | 1.27% |
| Maximum loss | 0.00% | 0.00% | 0.00% | -0.11% | -0.97% | -10.01% | -10.80% | - |

Distribution permission

Germany, Switzerland, Czech Republic

¹ Important note on update status: The displayed date refers exclusively to the calculation of the NAV.

² The Mountain-View Data Fund Rating calculates a comparative ranking for funds using yield, volatility and trend data. For more information visit [MVD Funds Rating](#)

DISCLAIMER: The information on this page are for informational purposes only and should neither an offer to sell nor a solicitation for the purchase of the security or recommendation in favor of the security to be understood. baha GmbH assumes no liability despite thorough searches for the accuracy of the data.

Funds data from: www.mountain-view.com. Fact Sheet created by: www.baha.com

Dimensional Global Short Fixed Income Fund SEK Acc / IE00BN897W00 / A116H8 / Dimensional Fd. Ad.

Investment strategy

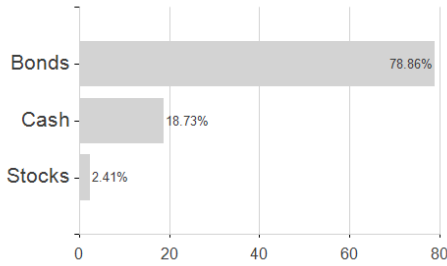
The Fund invests in high quality debt such as bonds, commercial paper, bank and corporate debt with a maturity of five years or less. The Fund will generally maintain an average maturity of its investments to five years or less. This debt is issued by governments, other public bodies and companies from developed countries and, at the time of purchase, this debt is generally rated at least AA- or Aa3 long term by the major rating agencies. If the investments are downgraded below this level, they may be sold if in the best interests of the Fund.

Investment goal

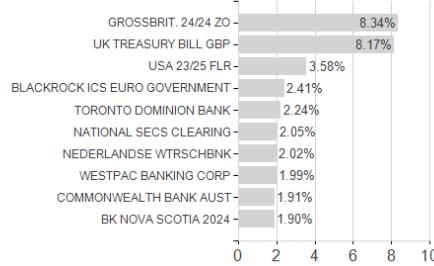
The aim is to maximize current income while preserving the value of investments. The Fund is actively managed which means that the Investment Manager is actively making investment decisions for the Fund. The Fund is not managed in reference to a benchmark.

Assessment Structure

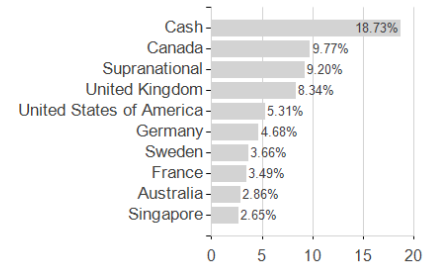
Assets



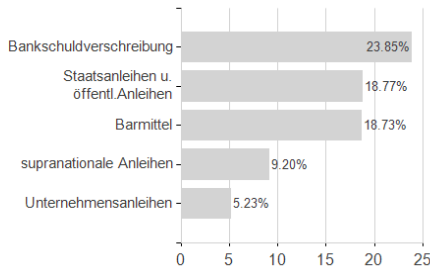
Largest positions



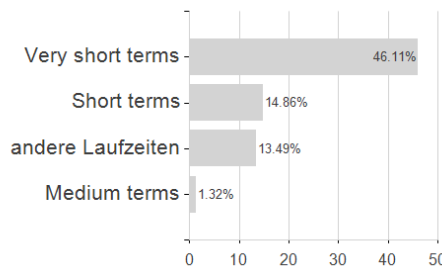
Countries



Issuer



Duration



Currencies

