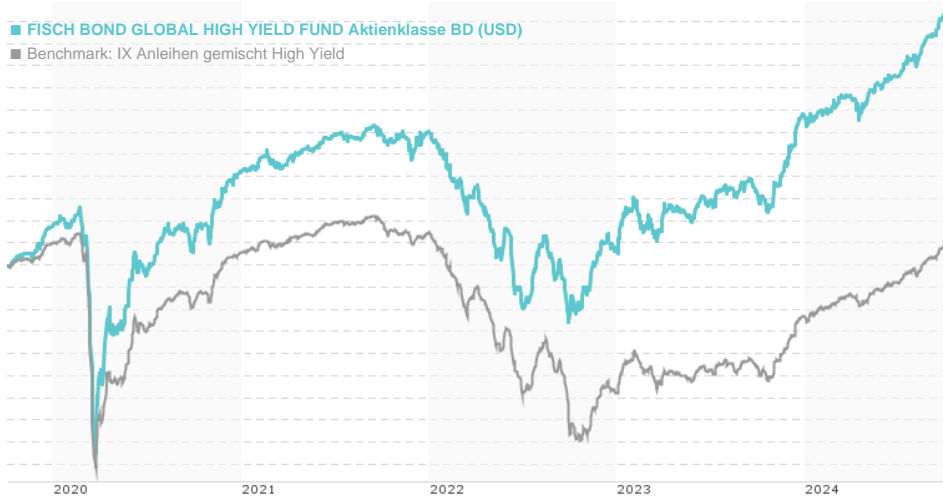


FISCH BOND GLOBAL HIGH YIELD FUND Aktienklasse BD (USD) / LU1253563115 / A14V73 / Universal-Inv. (LU)

| | | | | |
|------------------------------|-----------|--------------|---------------|-------------------|
| Last 10/02/2024 ¹ | Region | Branch | Type of yield | Type |
| 160.49 USD | Worldwide | Bonds: Mixed | reinvestment | Fixed-Income Fund |



Risk key figures

| | | | | | | | |
|---|------------------|---|---|---|---|---|---|
| SRI | 1 | 2 | 3 | 4 | 5 | 6 | 7 |
| Mountain-View Funds Rating ² | EDA ³ | | | | | | |
| | 72 | | | | | | |

Yearly Performance

| | |
|------|---------|
| 2023 | +12.13% |
| 2022 | -9.56% |
| 2021 | +3.28% |
| 2020 | +4.83% |
| 2019 | +14.58% |

| Master data | | Conditions | | Other figures | |
|---------------------|-------------------------------|---|-------|---------------------------|----------------|
| Fund type | Fund of funds | Issue surcharge | 3.00% | Minimum investment | USD 250,000.00 |
| Category | Bonds | Planned administr. fee | 0.00% | Savings plan | - |
| Sub category | Bonds: Mixed | Deposit fees | 0.00% | UCITS / OGAW | Yes |
| Fund domicile | Luxembourg | Redemption charge | 0.00% | Performance fee | 0.00% |
| Tranch volume | (10/02/2024) EUR 91.45 mill. | Ongoing charges | - | Redeployment fee | 0.00% |
| Total volume | (10/02/2024) EUR 476.16 mill. | Dividends | | Investment company | |
| Launch date | 6/30/2015 | Universal-Inv. (LU) | | | |
| KESt report funds | Yes | 15, rue de Flaxweiler, 6776, Grevenmacher | | | |
| Business year start | 01.01. | Luxembourg | | | |
| Sustainability type | - | https://www.universal-investment.com | | | |
| Fund manager | Bahlo Gerrit, Potthof Axel | | | | |

| Performance | 1M | 6M | YTD | 1Y | 2Y | 3Y | 5Y | Since start |
|------------------|--------|--------|--------|---------|---------|---------|---------|-------------|
| Performance | +1.67% | +6.72% | +7.94% | +15.26% | +27.81% | +9.80% | +22.64% | +60.49% |
| Performance p.a. | - | - | - | +15.22% | +13.05% | +3.17% | +4.16% | +5.24% |
| Sharpe ratio | 13.06 | 3.39 | 2.46 | 3.31 | 2.21 | -0.02 | 0.14 | 0.35 |
| Volatility | 1.52% | 3.13% | 3.04% | 3.62% | 4.44% | 5.14% | 6.69% | 5.67% |
| Worst month | - | -0.64% | -0.64% | -1.10% | -1.26% | -6.94% | -11.41% | -11.41% |
| Best month | - | 1.63% | 3.48% | 4.00% | 4.00% | 5.12% | 5.12% | 5.12% |
| Maximum loss | -0.04% | -1.69% | -1.90% | -1.90% | -3.69% | -15.37% | -21.12% | - |

Distribution permission

Austria, Germany, Switzerland, Luxembourg, Czech Republic

1 Important note on update status: The displayed date refers exclusively to the calculation of the NAV.
 2 The Mountain-View Data Fund Rating calculates a comparative ranking for funds using yield, volatility and trend data. For more information visit [MVD Funds Rating](#)
 3 Displays the Ethical-Dynamical Ratio calculated according to standard criteria. The maximum value is 100. For more information visit [EDA](#)

FISCH BOND GLOBAL HIGH YIELD FUND Aktienklasse BD (USD) / LU1253563115 / A14V73 / Universal-Inv. (LU)

Investment strategy

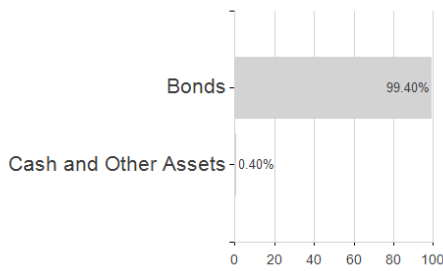
The investments range from high yield securities of low quality to investment grade securities (including government bonds). The investment objective of the subfund is capital growth of the investments. The Sub-fund pursues a dynamic strategy. Compared with a defensive strategy, a dynamic strategy accepts a higher risk and aims for a higher return accordingly. The subfund may invest up to 30% of its assets in convertible bonds and similar convertible securities. Up to 20% of its assets may be invested in distressed securities. Securities are deemed distressed securities when the interest payments have been discontinued and the market price of the debt security is below 40% of the repayment price. The subfund may use derivatives for efficient portfolio management and for hedging purposes.

Investment goal

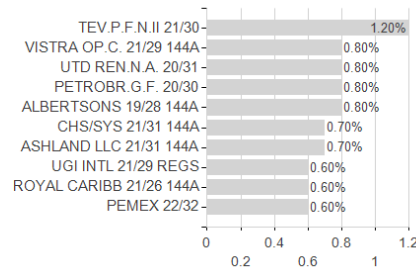
The subfund is managed actively and invests in debt instruments that qualify as undervalued based on a systematic top-down approach.

Assessment Structure

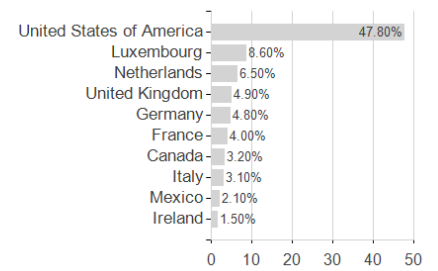
Assets



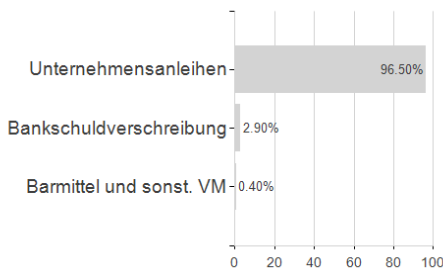
Largest positions



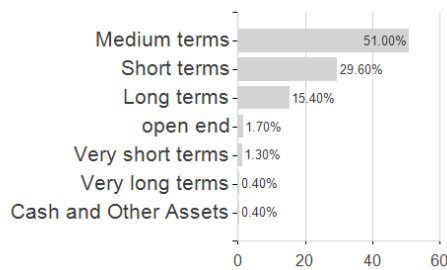
Countries



Issuer



Duration



Currencies

