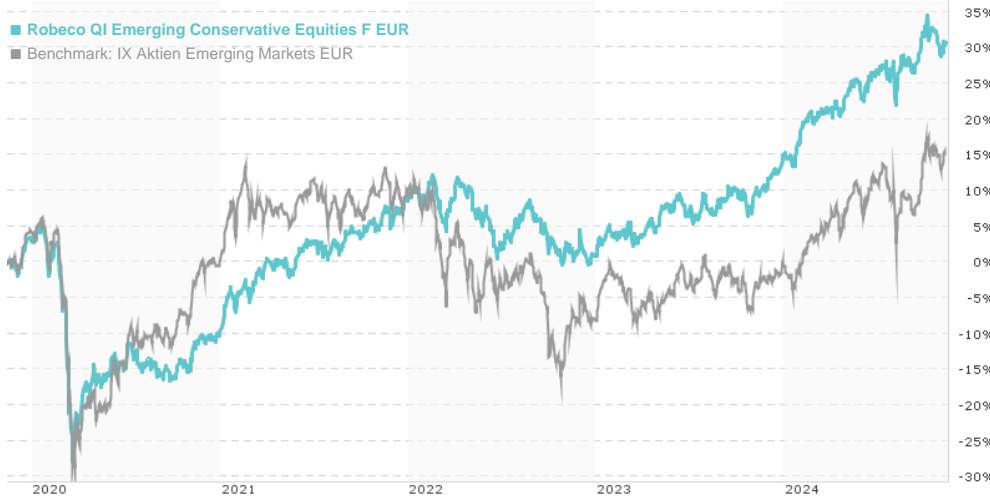


Robeco QI Emerging Conservative Equities F EUR / LU0940007007 / A12FK1 / Robeco Inst. AM

Last 11/11/2024 ¹	Region	Branch	Type of yield	Type
189.65 EUR	Emerging Markets	Mixed Sectors	reinvestment	Equity Fund



Risk key figures

SRI	1	2	3	4	5	6	7	
Mountain-View Funds Rating ²							EDA ³	75

Yearly Performance

2023	+13.81%
2022	-6.99%
2021	+19.88%
2020	-11.92%
2019	+17.63%

Master data	Conditions	Other figures
-------------	------------	---------------

Fund type	Single fund	Issue surcharge	0.00%	Minimum investment	UNT 1
Category	Equity	Planned administr. fee	0.00%	Savings plan	-
Sub category	Mixed Sectors	Deposit fees	0.00%	UCITS / OGAW	Yes
Fund domicile	Luxembourg	Redemption charge	0.00%	Performance fee	0.00%
Tranch volume	-	Ongoing charges	-	Redeployment fee	0.00%
Total volume	(11/11/2024) USD 2,713.38 mill.	Dividends		Investment company	
Launch date	7/8/2013	Robeco Inst. AM			
KESr report funds	Yes	Weena 850, 3014, Rotterdam			
Business year start	01.01.	Netherlands			
Sustainability type	-	https://www.robeco.com			
Fund manager	Pim van Vliet, Arlette van Ditshuizen, Maarten Polfliet, Jan Sytze Mosselaar, Arnoud Klep				

Performance	1M	6M	YTD	1Y	2Y	3Y	5Y	Since start
Performance	-1.06%	+4.67%	+13.67%	+19.16%	+28.19%	+22.54%	+29.66%	+89.65%
Performance p.a.	-	-	-	+19.22%	+13.20%	+7.01%	+5.33%	+5.80%
Sharpe ratio	-2.17	0.66	1.47	1.91	1.21	0.44	0.20	0.23
Volatility	6.82%	9.90%	8.87%	8.53%	8.42%	9.02%	11.41%	12.06%
Worst month	-	-1.81%	-1.81%	-1.81%	-3.42%	-5.60%	-15.83%	-15.83%
Best month	-	3.20%	3.72%	3.72%	3.72%	3.72%	9.23%	9.23%
Maximum loss	-2.97%	-4.85%	-4.85%	-4.85%	-4.85%	-11.14%	-31.24%	-

Distribution permission

Austria, Germany, Switzerland, Luxembourg, Czech Republic

¹ Important note on update status: The displayed date refers exclusively to the calculation of the NAV.

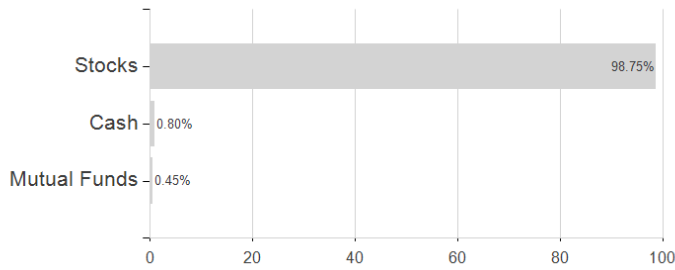
Robeco QI Emerging Conservative Equities F EUR / LU0940007007 / A12FK1 / Robeco Inst. AM

2 The Mountain-View Data Fund Rating calculates a comparative ranking for funds using yield, volatility and trend data. For more information visit [MVD Funds Rating](#)

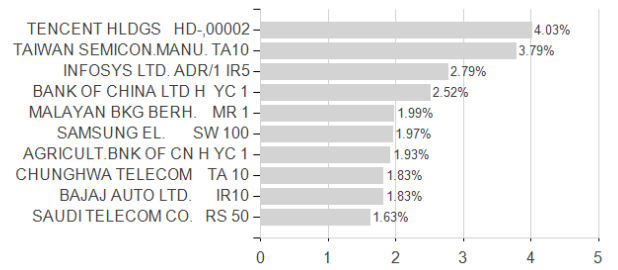
3 Displays the Ethical-Dynamical Ratio calculated according to standard criteria. The maximum value is 100. For more information visit [EDA](#)

Assessment Structure

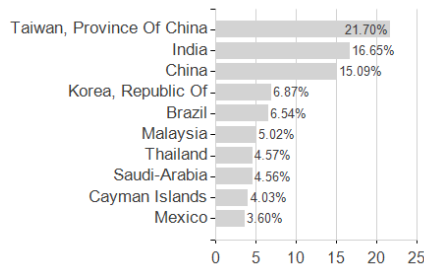
Assets



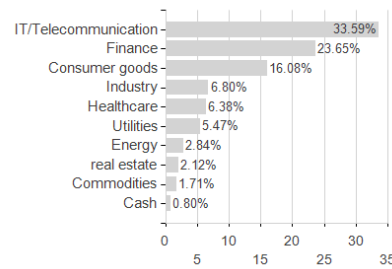
Largest positions



Countries



Branches



Currencies

