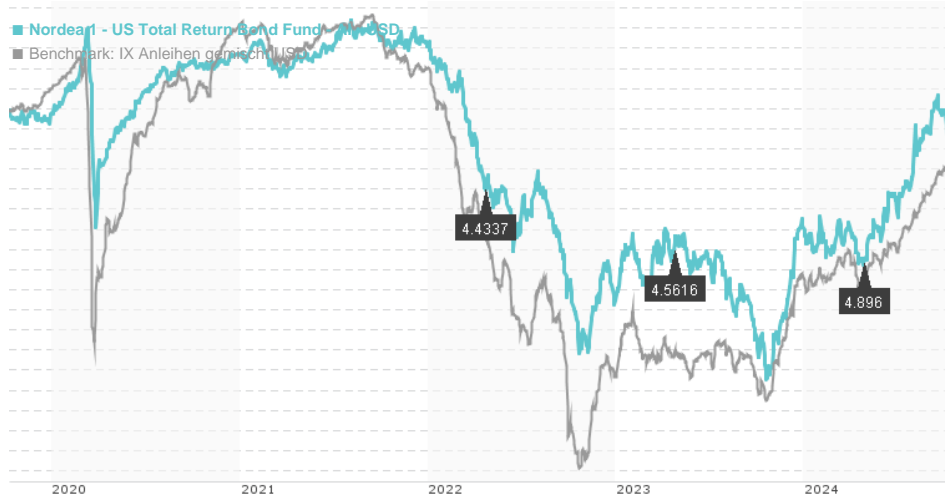


Nordea 1 - US Total Return Bond Fund - AI - USD / LU0826412115 / A1J54U / Nordea Inv. Funds

| | | | | |
|------------------------------|--------------------------|--------------|-----------------|-------------------|
| Last 10/10/2024 ¹ | Country | Branch | Type of yield | Type |
| 74.86 USD | United States of America | Bonds: Mixed | paying dividend | Fixed-Income Fund |



Risk key figures

| | | | | | | | |
|---|------------------|---|---|---|---|---|---|
| SRI | 1 | 2 | 3 | 4 | 5 | 6 | 7 |
| Mountain-View Funds Rating ² | EDA ³ | | | | | | |
| | | | | | | | |

Yearly Performance

| | |
|------|---------|
| 2023 | +4.17% |
| 2022 | -12.37% |
| 2021 | +0.46% |
| 2020 | +2.94% |
| 2019 | +6.18% |

| Master data | | Conditions | | Other figures | |
|---------------------|---|------------------------|----------|---|---------------|
| Fund type | Single fund | Issue surcharge | 0.00% | Minimum investment | EUR 75,000.00 |
| Category | Bonds | Planned administr. fee | 0.00% | Savings plan | - |
| Sub category | Bonds: Mixed | Deposit fees | 0.00% | UCITS / OGAW | Yes |
| Fund domicile | Luxembourg | Redemption charge | 0.00% | Performance fee | 0.00% |
| Tranch volume | (10/10/2024) USD 0.241 mill. | Ongoing charges | - | Redeployment fee | 0.00% |
| Total volume | (10/10/2024) USD 252.67 mill. | Dividends | | Investment company | |
| Launch date | 9/25/2012 | 26.04.2024 | 4.90 USD | Nordea Inv. Funds 562, Rue de Neudorf, 2017, Luxembourg Luxembourg https://www.nordea.lu | |
| KESt report funds | Yes | 24.04.2023 | 4.56 USD | | |
| Business year start | 01.01. | 22.04.2022 | 4.43 USD | | |
| Sustainability type | - | 27.04.2021 | 4.67 USD | | |
| Fund manager | Jeffrey Gundlach, Andrew Hsu, Ken Shinoda | 24.04.2020 | 4.52 USD | | |

| Performance | 1M | 6M | YTD | 1Y | 2Y | 3Y | 5Y | Since start |
|------------------|--------|--------|--------|---------|--------|---------|---------|-------------|
| Performance | -1.73% | +5.15% | +4.39% | +11.26% | +9.19% | -4.67% | -1.62% | +11.19% |
| Performance p.a. | - | - | - | +11.23% | +4.49% | -1.58% | -0.32% | +1.16% |
| Sharpe ratio | -6.22 | 1.48 | 0.51 | 1.55 | 0.23 | -0.95 | -0.80 | -0.58 |
| Volatility | 3.60% | 4.92% | 4.84% | 5.17% | 5.28% | 5.13% | 4.48% | 3.61% |
| Worst month | - | -1.81% | -1.81% | -1.99% | -2.70% | -3.54% | -5.29% | -5.29% |
| Best month | - | 2.05% | 3.97% | 3.97% | 3.97% | 3.97% | 3.97% | 3.97% |
| Maximum loss | -2.31% | -2.31% | -2.55% | -2.59% | -7.97% | -16.79% | -17.17% | - |

Distribution permission

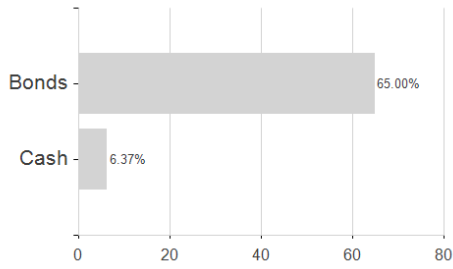
Austria, Germany, Switzerland, Czech Republic

1 Important note on update status: The displayed date refers exclusively to the calculation of the NAV.
 2 The Mountain-View Data Fund Rating calculates a comparative ranking for funds using yield, volatility and trend data. For more information visit [MVD Funds Rating](#)
 3 Displays the Ethical-Dynamical Ratio calculated according to standard criteria. The maximum value is 100. For more information visit [EDA](#)

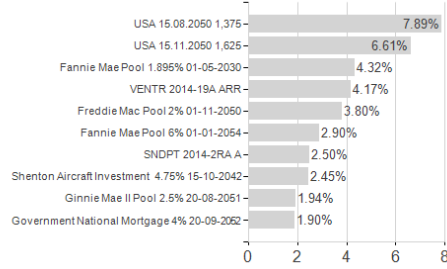
Nordea 1 - US Total Return Bond Fund - AI - USD / LU0826412115 / A1J54U / Nordea Inv. Funds

Assessment Structure

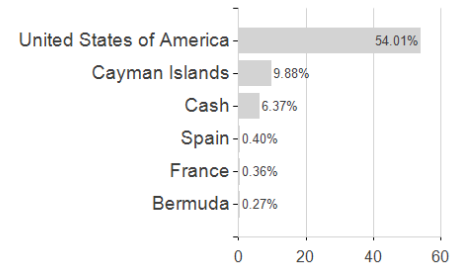
Assets



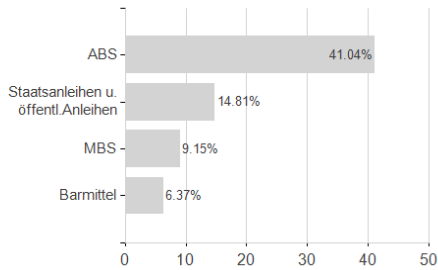
Largest positions



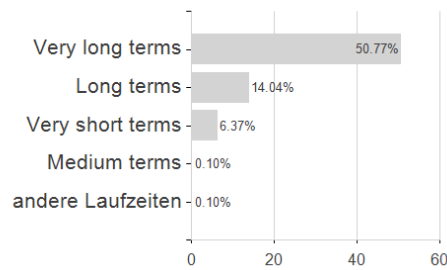
Countries



Issuer



Duration



Currencies

