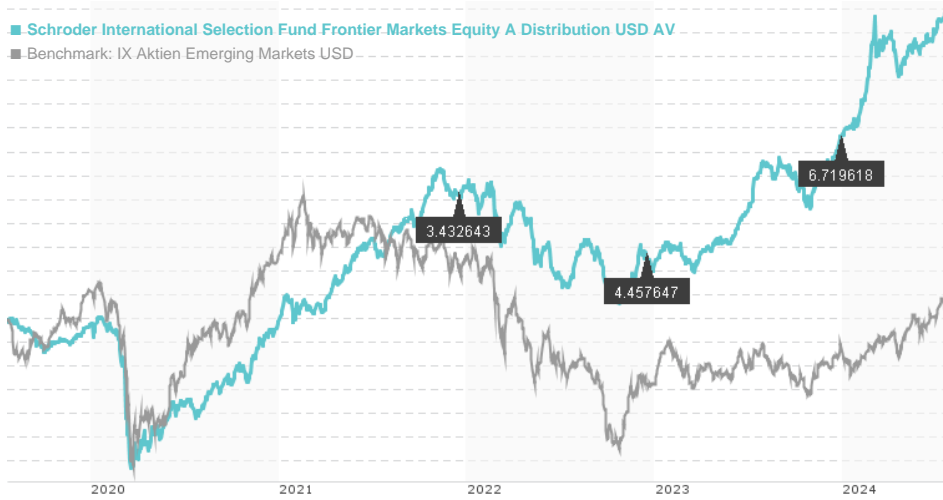


Schroder International Selection Fund Frontier Markets Equity A Distribution USD AV / LU1046231319 / A110T7 /

Last 07/22/2024 ¹	Region	Branch	Type of yield	Type
174.27 USD	Emerging Markets	Mixed Sectors	paying dividend	Equity Fund



Risk key figures

SRI	1	2	3	4	5	6	7	
Mountain-View Funds Rating ²							EDA ³	74

Yearly Performance

2023	+25.03%
2022	-13.46%
2021	+28.51%
2020	+0.59%
2019	+13.62%

Master data		Conditions		Other figures	
Fund type	Single fund	Issue surcharge	5.00%	Minimum investment	USD 1,000.00
Category	Equity	Planned administr. fee	0.00%	Savings plan	-
Sub category	Mixed Sectors	Deposit fees	0.30%	UCITS / OGAW	Yes
Fund domicile	Luxembourg	Redemption charge	0.00%	Performance fee	0.00%
Tranch volume	(07/22/2024) USD 4.73 mill.	Ongoing charges	-	Redeployment fee	0.00%
Total volume	(07/22/2024) USD 634.80 mill.	Dividends		Investment company	
Launch date	4/2/2014	28.12.2023	6.72 USD	Schroder IM (EU)	
KESt report funds	Yes	15.12.2022	4.46 USD	5, rue Höhenhof, 1736, Senningerberg	
Business year start	01.01.	16.12.2021	3.43 USD	Luxembourg	
Sustainability type	-	17.12.2020	3.33 USD	https://www.schroders.com	
Fund manager	Tom Wilson, Rami Sidani	19.12.2019	4.35 USD		

Performance	1M	6M	YTD	1Y	2Y	3Y	5Y	Since start
Performance	+3.14%	+15.45%	+18.05%	+24.77%	+50.30%	+44.08%	+63.53%	+58.74%
Performance p.a.	-	-	-	+24.85%	+22.56%	+12.93%	+10.32%	+4.58%
Sharpe ratio	8.11	2.37	2.63	1.94	1.81	0.84	0.49	0.07
Volatility	5.67%	12.54%	11.92%	10.95%	10.44%	11.04%	13.68%	12.40%
Worst month	-	-3.36%	-3.36%	-5.68%	-8.04%	-8.04%	-22.07%	-22.07%
Best month	-	12.10%	12.10%	12.10%	12.10%	12.10%	12.10%	12.10%
Maximum loss	-0.56%	-7.63%	-7.63%	-8.14%	-11.65%	-21.50%	-31.69%	-

Distribution permission

Austria, Germany, Switzerland, Luxembourg

¹ Important note on update status: The displayed date refers exclusively to the calculation of the NAV.
² The Mountain-View Data Fund Rating calculates a comparative ranking for funds using yield, volatility and trend data. For more information visit [MVD Funds Rating](#)
³ Displays the Ethical-Dynamical Ratio calculated according to standard criteria. The maximum value is 100. For more information visit [EDA](#)

Schroder International Selection Fund Frontier Markets Equity A Distribution USD AV / LU1046231319 / A110T7 /

Investment strategy

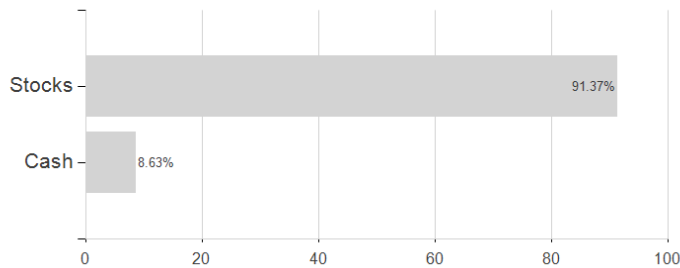
The fund is actively managed and invests at least two-thirds of its assets in equities of frontier emerging markets companies worldwide. The fund typically holds 50-70 companies. 'Frontier emerging markets' are countries included in the MSCI Frontier Emerging Markets (FEM) Index (Net TR) with emerging markets capped at 10% or any other recognised frontier markets financial index, or additional countries that the investment manager deems to be frontier emerging market countries. The fund may also invest up to one-third of its assets directly or indirectly in other securities (including other asset classes), countries, regions, industries or currencies, investment funds, warrants and money market investments, and hold cash (subject to the restrictions provided in the prospectus). The fund may use derivatives with the aim of achieving investment gains, reducing risk or managing the fund more efficiently.

Investment goal

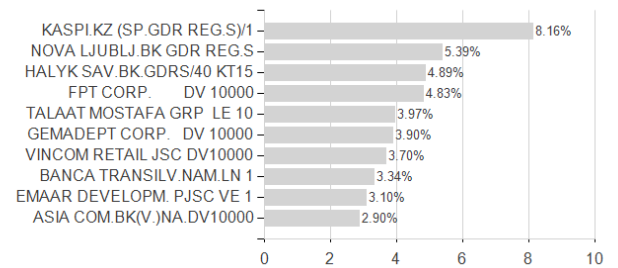
The fund aims to provide capital growth in excess of the MSCI Frontier Emerging Markets (FEM) Index (Net TR) with emerging markets capped at 10% after fees have been deducted over a three to five year period by investing in equities of frontier emerging markets companies.

Assessment Structure

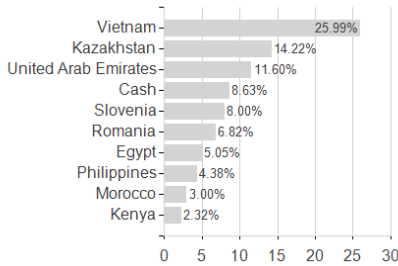
Assets



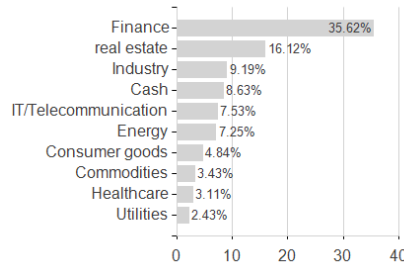
Largest positions



Countries



Branches



Currencies

