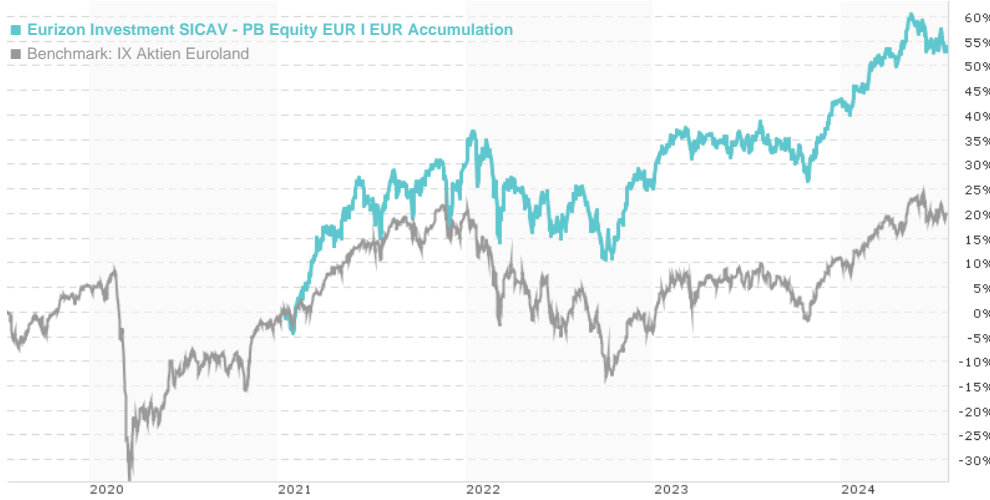


**Eurizon Investment SICAV - PB Equity EUR I EUR Accumulation / LU0717016389 / EUR005 / Eurizon Capital**

|                              |          |               |               |             |
|------------------------------|----------|---------------|---------------|-------------|
| Last 07/23/2024 <sup>1</sup> | Region   | Branch        | Type of yield | Type        |
| 1388.17 EUR                  | Euroland | Mixed Sectors | reinvestment  | Equity Fund |



**Risk key figures**

|                                         |   |   |   |   |   |   |                  |
|-----------------------------------------|---|---|---|---|---|---|------------------|
| SRI                                     | 1 | 2 | 3 | 4 | 5 | 6 | 7                |
| Mountain-View Funds Rating <sup>2</sup> |   |   |   |   |   |   | EDA <sup>3</sup> |
|                                         |   |   |   |   |   |   | 65               |

**Yearly Performance**

|      |         |
|------|---------|
| 2023 | +14.21% |
| 2022 | -3.33%  |
| 2021 | +29.71% |

| Master data         |                               | Conditions             |                    | Other figures                                   |              |
|---------------------|-------------------------------|------------------------|--------------------|-------------------------------------------------|--------------|
| Fund type           | Single fund                   | Issue surcharge        | 0.00%              | Minimum investment                              | EUR 2,500.00 |
| Category            | Equity                        | Planned administr. fee | 0.00%              | Savings plan                                    | -            |
| Sub category        | Mixed Sectors                 | Deposit fees           | 0.40%              | UCITS / OGAW                                    | Yes          |
| Fund domicile       | Luxembourg                    | Redemption charge      | 0.00%              | Performance fee                                 | 0.00%        |
| Tranch volume       | (07/23/2024) EUR 354.21 mill. | Ongoing charges        | (12/31/2014) 2.09% | Redeployment fee                                | 0.00%        |
| Total volume        | (07/23/2024) EUR 354.21 mill. | Dividends              |                    | Investment company                              |              |
| Launch date         | 12/20/2011                    |                        |                    | Eurizon Capital                                 |              |
| KESt report funds   | No                            |                        |                    | 28, boulevard Kockelscheuer, L-1821, Luxembourg |              |
| Business year start | 01.01.                        |                        |                    | Luxembourg                                      |              |
| Sustainability type | -                             |                        |                    | http://www.eurizoncapital.lu                    |              |
| Fund manager        | Luigi Antonaci                |                        |                    |                                                 |              |

| Performance      | 1M     | 6M     | YTD    | 1Y      | 2Y      | 3Y      | 5Y    | Since start |
|------------------|--------|--------|--------|---------|---------|---------|-------|-------------|
| Performance      | -1.72% | +7.70% | +6.93% | +11.96% | +25.31% | +26.36% | -     | +53.12%     |
| Performance p.a. | -      | -      | -      | +11.96% | +11.96% | +8.10%  | -     | +12.83%     |
| Sharpe ratio     | -2.05  | 1.27   | 0.95   | 0.81    | 0.72    | 0.29    | -     | 0.59        |
| Volatility       | 11.35% | 9.70%  | 9.61%  | 10.20%  | 11.49%  | 15.03%  | 0.00% | 15.47%      |
| Worst month      | -      | -3.00% | -3.00% | -3.58%  | -5.25%  | -8.78%  | 0.00% | -8.78%      |
| Best month       | -      | 2.92%  | 5.00%  | 6.35%   | 7.28%   | 9.90%   | 0.00% | 11.17%      |
| Maximum loss     | -2.89% | -4.85% | -4.85% | -8.69%  | -11.83% | -19.01% | 0.00% | -           |

**Distribution permission**

Netherlands, Italy, Portugal, Singapore, Spain, Luxembourg, Hungary, Slovakia (Slovak Republic), Chile, Slovenia

<sup>1</sup> Important note on update status: The displayed date refers exclusively to the calculation of the NAV.

<sup>2</sup> The Mountain-View Data Fund Rating calculates a comparative ranking for funds using yield, volatility and trend data. For more information visit [MVD Funds Rating](#)

<sup>3</sup> Displays the Ethical-Dynamical Ratio calculated according to standard criteria. The maximum value is 100. For more information visit [EDA](#)

**Eurizon Investment SICAV - PB Equity EUR I EUR Accumulation / LU0717016389 / EUR005 / Eurizon Capital**

**Investment strategy**

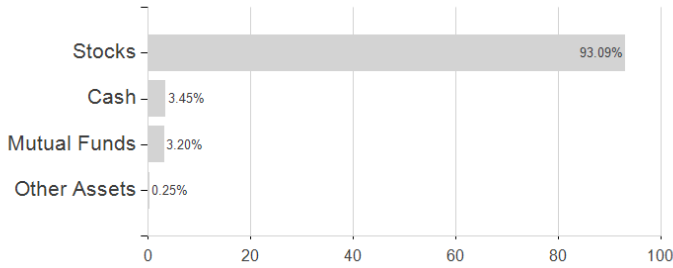
This Sub-Fund's net assets are primarily invested in equities issued by companies located in European Union member countries or traded on the regulated markets of one of these countries. To a lesser extent, the Sub-Fund's net assets are invested in all kinds of other money market instruments and bonds with a high to medium credit rating ("investment grade") and in liquid assets, including term deposits with credit institutions. The Sub-Fund may also hold investment funds (up to 10%). The investments are primarily denominated in euros.

**Investment goal**

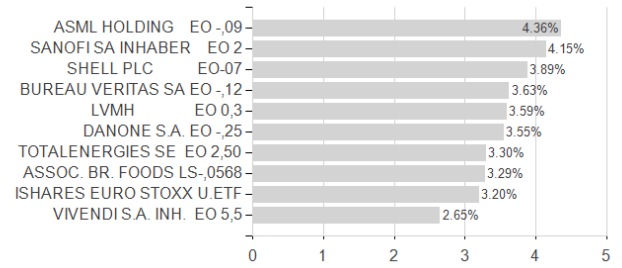
The objective of this Sub-Fund is to grow the invested capital over time. It offers you the possibility of participating in growth of the Eurozone equities markets represented by the benchmark. Benchmark DJ Euro Stoxx 50 Index. For designing portfolio and measuring performance.

**Assessment Structure**

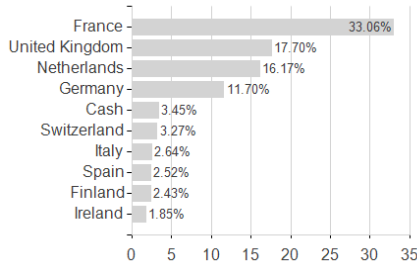
**Assets**



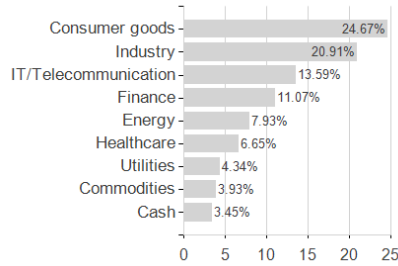
**Largest positions**



**Countries**



**Branches**



**Currencies**

