

Robeco Global Consumer Trends F EUR / LU0871827464 / A1161F / Robeco Inst. AM

Last 07/10/2024 ¹	Region	Branch	Type of yield	Type
445.76 EUR	Worldwide	Sector Consumer Goods	reinvestment	Equity Fund



Risk key figures

SRI	1	2	3	4	5	6	7	
Mountain-View Funds Rating ²							EDA ³	77

Yearly Performance

2023	+28.42%
2022	-32.71%
2021	+9.70%
2020	+37.27%
2019	+37.72%

Master data		Conditions		Other figures	
Fund type	Single fund	Issue surcharge	0.00%	Minimum investment	UNT 0
Category	Equity	Planned administr. fee	0.00%	Savings plan	-
Sub category	Sector Consumer Goods	Deposit fees	0.00%	UCITS / OGAW	Yes
Fund domicile	Luxembourg	Redemption charge	0.00%	Performance fee	0.00%
Tranch volume	-	Ongoing charges	-	Redeployment fee	0.00%
Total volume	(07/10/2024) EUR 4,201.66 mill.	Dividends		Investment company	
Launch date	1/18/2013	Robeco Inst. AM Weena 850, 3014, Rotterdam Netherlands https://www.robeco.com			
KEST report funds	Yes				
Business year start	01.01.				
Sustainability type	-				
Fund manager	Jack Neele & Richard Speetjens				

Performance	1M	6M	YTD	1Y	2Y	3Y	5Y	Since start
Performance	+1.31%	+13.94%	+14.91%	+25.35%	+34.52%	-0.94%	+57.04%	+345.76%
Performance p.a.	-	-	-	+25.28%	+15.98%	-0.31%	+9.44%	+13.90%
Sharpe ratio	1.79	2.49	2.55	1.97	0.79	-0.21	0.28	0.59
Volatility	7.47%	10.54%	10.54%	10.99%	15.65%	19.19%	20.45%	17.27%
Worst month	-	-3.73%	-3.73%	-3.73%	-9.22%	-11.35%	-11.35%	-11.35%
Best month	-	6.22%	6.22%	7.30%	13.05%	13.05%	13.05%	13.05%
Maximum loss	-1.60%	-5.11%	-5.11%	-7.25%	-18.43%	-38.21%	-38.21%	-

Distribution permission

Austria, Germany, Switzerland, Luxembourg

¹ Important note on update status: The displayed date refers exclusively to the calculation of the NAV.

Robeco Global Consumer Trends F EUR / LU0871827464 / A1161F / Robeco Inst. AM

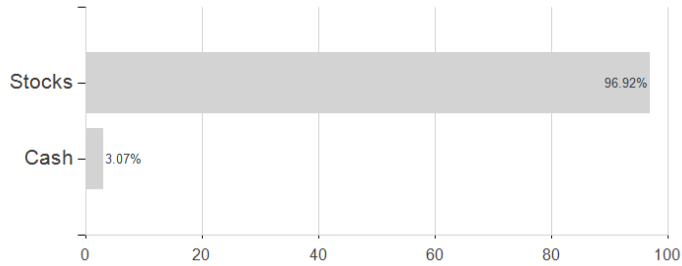
2 The Mountain-View Data Fund Rating calculates a comparative ranking for funds using yield, volatility and trend data. For more information visit [MVD Funds Rating](#)

Investment goal

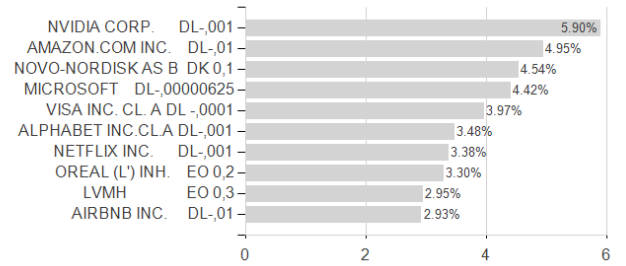
Invests in the consumer goods sector, such as cars, durable consumer goods, media and retail stores.

Assessment Structure

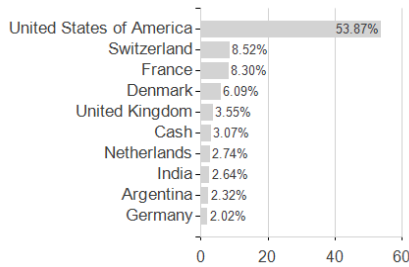
Assets



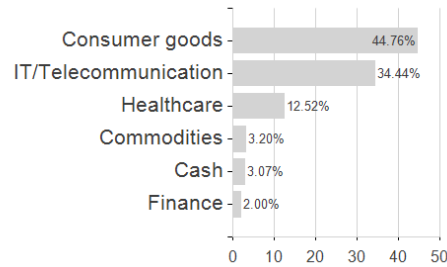
Largest positions



Countries



Branches



Currencies

