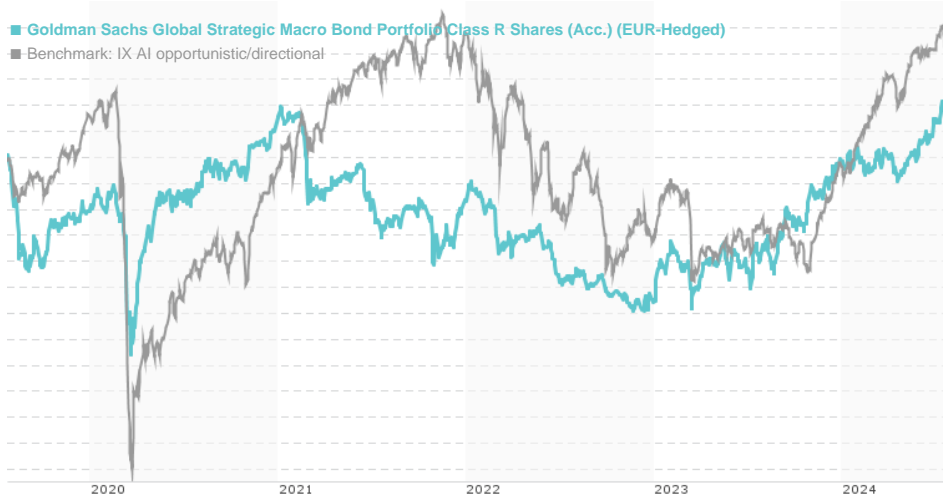


**Goldman Sachs Global Strategic Macro Bond Portfolio Class R Shares (Acc.) (EUR-Hedged) / LU1111996713 /**

Last 07/23/2024 <sup>1</sup>	Region	Branch	Type of yield	Type
104.37 EUR	Worldwide	AI Hedgefonds Single Strategy	reinvestment	Alternative Investm.



**Risk key figures**

SRI	1	2	3	4	5	6	7
-----	---	---	---	---	---	---	---

Mountain-View Funds Rating <sup>2</sup>	EDA <sup>3</sup>
-	-

**Yearly Performance**

2023	+5.80%
2022	-3.96%
2021	-3.19%
2020	+3.65%
2019	+1.67%

Master data		Conditions		Other figures	
Fund type	Single fund	Issue surcharge	5.50%	Minimum investment	EUR 5,000.00
Category	Alternative Investments	Planned administr. fee	0.00%	Savings plan	-
Sub category	AI Hedgefonds Single Strategy	Deposit fees	0.00%	UCITS / OGAW	Yes
Fund domicile	Luxembourg	Redemption charge	0.00%	Performance fee	15.00%
Tranch volume	(07/22/2024) USD 1.48 mill.	Ongoing charges	-	Redeployment fee	0.00%
Total volume	(07/22/2024) USD 169.45 mill.	Dividends		Investment company	
Launch date	10/22/2014	Goldman Sachs AM BV			
KESt report funds	Yes	Schenkade 65, 2509, LL Den Haag			
Business year start	01.12.	Netherlands			
Sustainability type	-	www.gsam.com			
Fund manager	Sophia Ferguson				

Performance	1M	6M	YTD	1Y	2Y	3Y	5Y	Since start
Performance	+1.19%	+2.39%	+2.15%	+5.97%	+7.27%	+4.85%	+2.11%	+4.82%
Performance p.a.	-	-	-	+5.97%	+3.57%	+1.59%	+0.42%	+0.49%
Sharpe ratio	4.07	0.41	-0.04	0.74	-0.08	-0.73	-0.98	-0.99
Volatility	2.56%	2.50%	2.57%	2.89%	2.90%	2.94%	3.39%	3.27%
Worst month	-	-0.81%	-0.81%	-0.81%	-0.81%	-2.21%	-3.68%	-3.68%
Best month	-	1.23%	1.23%	1.23%	1.91%	1.91%	2.95%	2.95%
Maximum loss	-0.29%	-1.31%	-1.31%	-1.55%	-2.71%	-5.02%	-7.72%	-

**Distribution permission**

Austria, Germany, Switzerland

<sup>1</sup> Important note on update status: The displayed date refers exclusively to the calculation of the NAV.

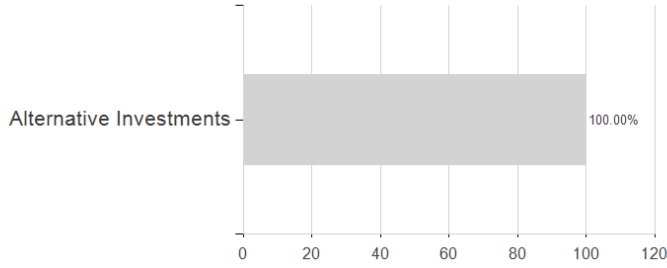
<sup>2</sup> The Mountain-View Data Fund Rating calculates a comparative ranking for funds using yield, volatility and trend data. For more information visit [MVD Funds Rating](#)

<sup>3</sup> Displays the Ethical-Dynamical Ratio calculated according to standard criteria. The maximum value is 100. For more information visit [EDA](#)

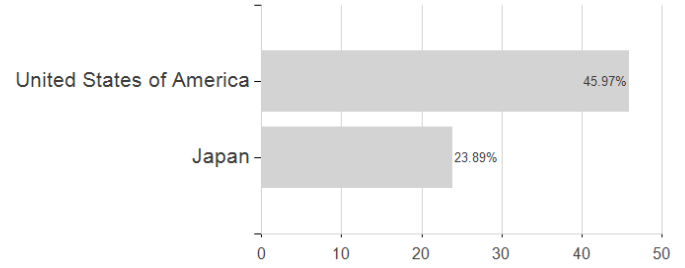
**Goldman Sachs Global Strategic Macro Bond Portfolio Class R Shares (Acc.) (EUR-Hedged) / LU1111996713 /**

Assessment Structure

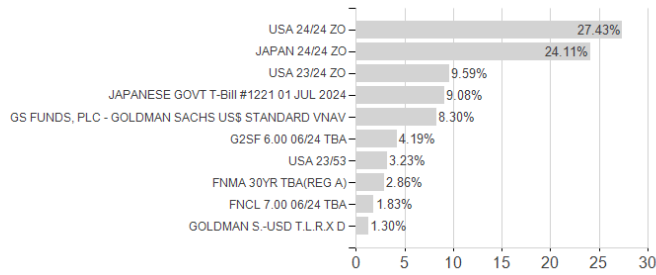
Assets



Countries



Largest positions



Currencies

