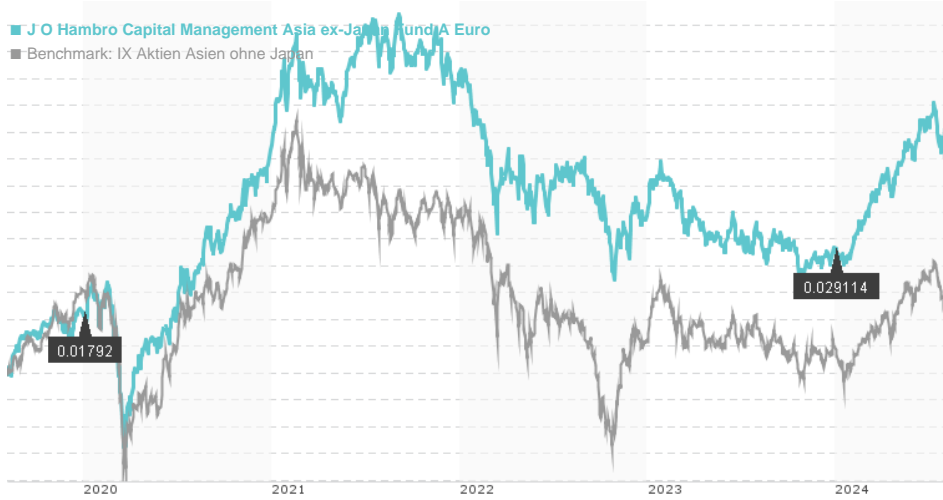


J O Hambro Capital Management Asia ex-Japan Fund A Euro / IE00B431KK76 / A1JT27 / JO Hambro Capital M.

Last 08/02/2024 ¹	Region	Branch	Type of yield	Type
2.48 EUR	Asia (excl. Japan)	Mixed Sectors	paying dividend	Equity Fund



Risk key figures

SRI	1	2	3	4	5	6	7
Mountain-View Funds Rating ²	EDA ³						
	84						

Yearly Performance

2023	-4.50%
2022	-17.04%
2021	+9.38%
2020	+28.60%
2019	+19.98%

Master data		Conditions		Other figures	
Fund type	Single fund	Issue surcharge	5.00%	Minimum investment	GBP 1,000.00
Category	Equity	Planned administr. fee	0.00%	Savings plan	-
Sub category	Mixed Sectors	Deposit fees	0.01%	UCITS / OGAW	Yes
Fund domicile	Ireland	Redemption charge	0.00%	Performance fee	0.00%
Tranch volume	(08/02/2024) GBP 0.373 mill.	Ongoing charges	-	Redeployment fee	0.00%
Total volume	(08/02/2024) GBP 17.57 mill.	Dividends		Investment company	
Launch date	9/30/2011	02.01.2024	0.03 EUR	JO Hambro Capital M.	
KESt report funds	Yes	02.01.2020	0.02 EUR	14 Ryder Street, SW1Y6QB, London	
Business year start	01.01.	02.01.2019	0.09 EUR	United Kingdom	
Sustainability type	-	02.01.2018	0.03 EUR	https://www.johcm.co.uk	
Fund manager	Samir Mehta. Cho-Yu Kooi	03.01.2017	0.02 EUR		

Performance	1M	6M	YTD	1Y	2Y	3Y	5Y	Since start
Performance	-3.69%	+14.33%	+13.82%	+11.59%	+3.42%	-12.82%	+35.66%	+176.14%
Performance p.a.	-	-	-	+11.56%	+1.69%	-4.47%	+6.28%	+8.23%
Sharpe ratio	-2.26	2.28	1.82	0.70	-0.15	-0.55	0.16	0.30
Volatility	17.43%	11.93%	11.67%	11.40%	13.24%	14.66%	16.54%	15.29%
Worst month	-	-3.05%	-3.05%	-5.10%	-9.79%	-9.79%	-9.79%	-10.41%
Best month	-	6.44%	6.44%	6.44%	10.19%	10.19%	11.23%	11.23%
Maximum loss	-6.62%	-6.62%	-6.62%	-6.75%	-16.23%	-29.61%	-29.61%	-

Distribution permission

Austria, Germany, Switzerland

¹ Important note on update status: The displayed date refers exclusively to the calculation of the NAV.

² The Mountain-View Data Fund Rating calculates a comparative ranking for funds using yield, volatility and trend data. For more information visit [MVD Funds Rating](#)

³ Displays the Ethical-Dynamical Ratio calculated according to standard criteria. The maximum value is 100. For more information visit [EDA](#)

J O Hambro Capital Management Asia ex-Japan Fund A Euro / IE00B431KK76 / A1JT27 / JO Hambro Capital M.

Investment strategy

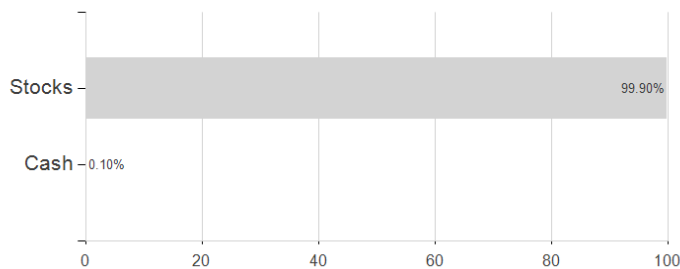
The Fund promotes environmental and social characteristics throughout the investment decision making process. The Fund is actively managed with the fund managers using their expertise to pick investments to achieve the Fund's objective. The Fund's performance may be measured against the MSCI AC Asia ex Japan NR Index (net dividends reinvested) (the "Index"). The Index is used as a target benchmark for the Fund as the Performance Fee for the Fund is payable when the performance of the Fund exceeds that of the Index. The use of the Index does not limit the investment decisions of the fund manager so the shareholdings of the Fund may differ significantly from those of the Index.

Investment goal

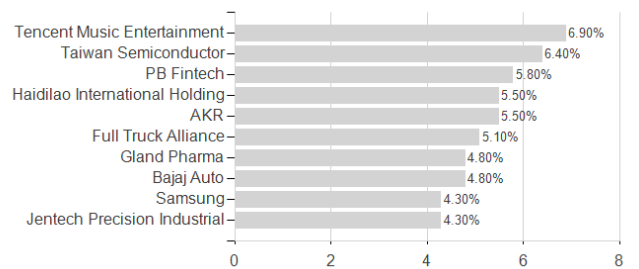
The Fund's investment objective is to achieve long-term capital growth. The Fund will invest in the equity securities of companies domiciled or exercising the predominant part of their economic activities in Asia ex-Japan. The Fund mainly looks to invest in companies which have been successful and which can sustainably grow over economic and liquidity cycles. The Fund may hold up to 25% of its assets in cash or cash equivalents should the fund manager consider it prudent over any time period.

Assessment Structure

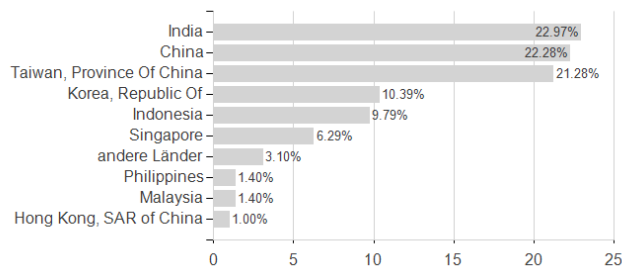
Assets



Largest positions



Countries



Branches

