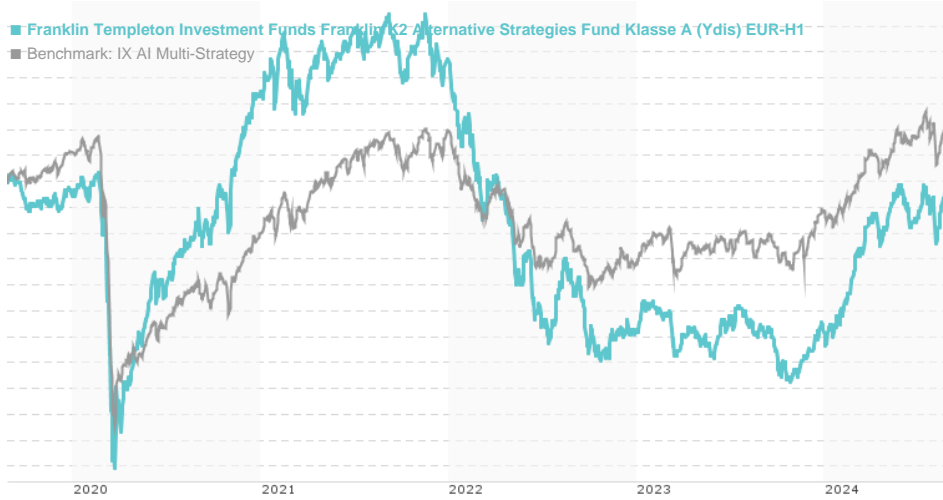


Franklin Templeton Investment Funds Franklin K2 Alternative Strategies Fund Klasse A (Ydis) EUR-H1 /

Last 08/26/2024 ¹	Region	Branch	Type of yield	Type
9.81 EUR	Worldwide	AI Hedgefonds Multi Strategies	paying dividend	Alternative Investm.



Risk key figures

SRI	1	2	3	4	5	6	7
-----	---	---	---	---	---	---	---

Mountain-View Funds Rating ²	EDA ³
-	-

Yearly Performance

2023	+0.11%
2022	-9.98%
2021	+1.08%
2020	+4.08%
2019	+3.05%

Master data		Conditions		Other figures	
Fund type	Single fund	Issue surcharge	5.75%	Minimum investment	USD 1,000.00
Category	Alternative Investments	Planned administr. fee	0.00%	Savings plan	-
Sub category	AI Hedgefonds Multi Strategies	Deposit fees	0.14%	UCITS / OGAW	Yes
Fund domicile	Luxembourg	Redemption charge	0.00%	Performance fee	0.00%
Tranch volume	(07/31/2024) USD 4.11 mill.	Ongoing charges	-	Redeployment fee	0.00%
Total volume	(07/31/2024) USD 647.70 mill.	Dividends		Investment company	
Launch date	4/24/2015	Franklin Templeton			
KESt report funds	Yes	Schottenring 16, 2.OG, 1010, Wien			
Business year start	01.07.	Austria			
Sustainability type	-	https://www.franklintempleton.at			
Fund manager	Brooks Ritchey, Robert Christian, Anthony M Zanolla				

Performance	1M	6M	YTD	1Y	2Y	3Y	5Y	Since start
Performance	+0.20%	+3.15%	+5.48%	+5.48%	+3.48%	-5.94%	-0.41%	-1.90%
Performance p.a.	-	-	-	+5.50%	+1.72%	-2.02%	-0.08%	-0.21%
Sharpe ratio	-0.20	0.81	1.42	0.61	-0.57	-1.49	-0.81	-0.92
Volatility	5.37%	3.58%	3.55%	3.29%	3.18%	3.73%	4.46%	4.06%
Worst month	-	-1.22%	-1.22%	-1.22%	-2.54%	-2.72%	-6.63%	-6.63%
Best month	-	2.25%	2.25%	2.25%	2.25%	2.25%	3.83%	3.83%
Maximum loss	-1.83%	-2.23%	-2.23%	-2.36%	-4.21%	-13.33%	-13.33%	-

Distribution permission

Austria, Germany, Switzerland

¹ Important note on update status: The displayed date refers exclusively to the calculation of the NAV.

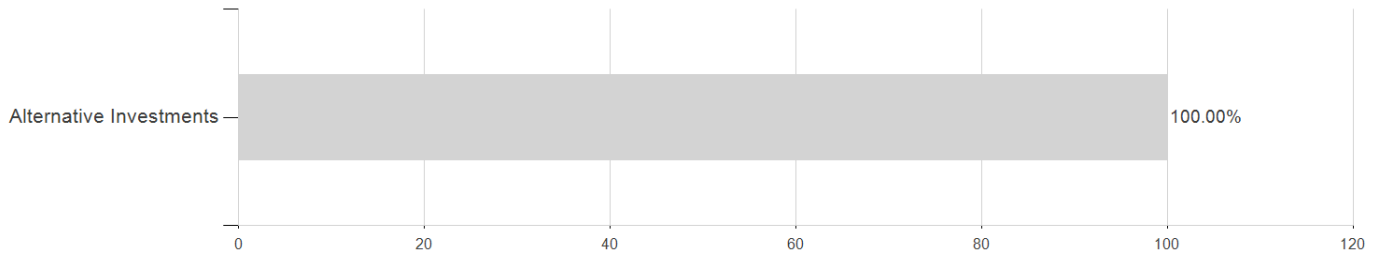
² The Mountain-View Data Fund Rating calculates a comparative ranking for funds using yield, volatility and trend data. For more information visit [MVD Funds Rating](#)

³ Displays the Ethical-Dynamical Ratio calculated according to standard criteria. The maximum value is 100. For more information visit [EDA](#)

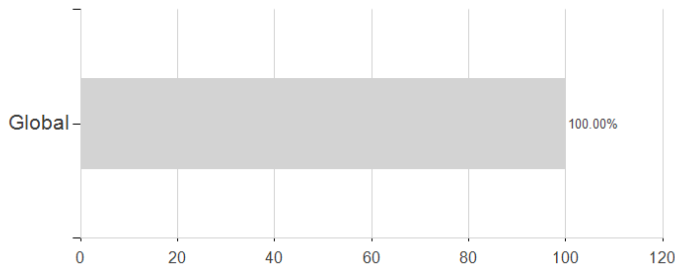
Franklin Templeton Investment Funds Franklin K2 Alternative Strategies Fund Klasse A (Ydis) EUR-H1 /

Assessment Structure

Assets



Countries



Largest positions

