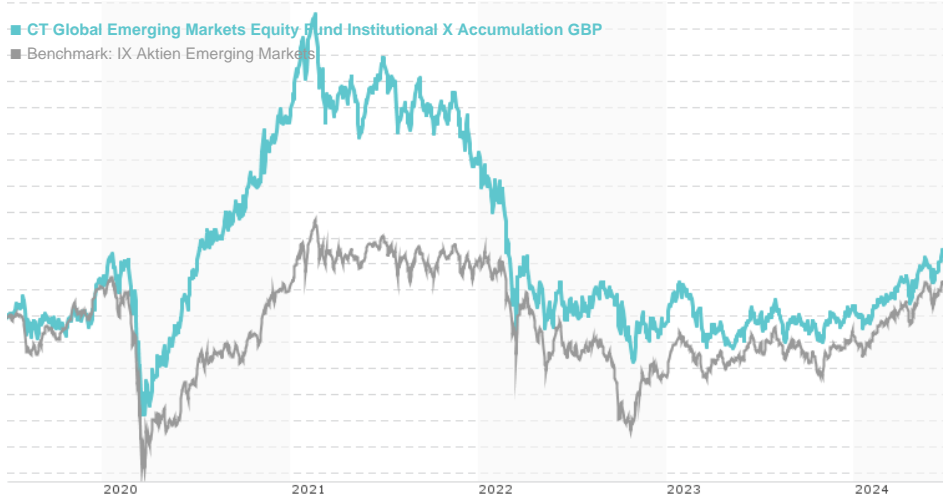


CT Global Emerging Markets Equity Fund Institutional X Accumulation GBP / GB00B19ZCQ26 / AZCQ26 /

Last 06/28/2024 ¹	Region	Branch	Type of yield	Type
1.29 GBP	Emerging Markets	Mixed Sectors	reinvestment	Equity Fund



Risk key figures

SRI	1	2	3	4	5	6	7
Mountain-View Funds Rating ²	EDA ³						
	69						

Yearly Performance

2023	+3.50%
2022	-24.98%
2021	-5.93%
2020	+32.40%
2019	+28.41%

Master data		Conditions		Other figures	
Fund type	Single fund	Issue surcharge	0.00%	Minimum investment	GBP 3,000,000.00
Category	Equity	Planned administr. fee	0.00%	Savings plan	-
Sub category	Mixed Sectors	Deposit fees	0.01%	UCITS / OGAW	-
Fund domicile	United Kingdom	Redemption charge	0.00%	Performance fee	0.00%
Tranch volume	(06/28/2024) EUR 39.17 mill.	Ongoing charges	-	Redeployment fee	0.00%
Total volume	(06/28/2024) EUR 64.92 mill.	Dividends		Investment company	
Launch date	6/1/2007	Threadneedle Inv. S.			
KESt report funds	No	Cannon Place, 78 Cannon Street, EC4N 6AG, London			
Business year start	01.05.	United Kingdom			
Sustainability type	-	https://www.columbiathreadneedle.co.uk			
Fund manager	Dara J. White				

Performance	1M	6M	YTD	1Y	2Y	3Y	5Y	Since start
Performance	+2.46%	+10.62%	+10.09%	+13.38%	+8.68%	-24.22%	+14.25%	+158.99%
Performance p.a.	-	-	-	+13.34%	+4.25%	-8.82%	+2.70%	+5.73%
Sharpe ratio	2.05	1.53	1.47	0.80	0.04	-0.74	-0.06	0.10
Volatility	14.34%	12.21%	12.28%	12.08%	14.37%	16.88%	18.48%	19.39%
Worst month	-	-3.32%	-3.32%	-3.76%	-7.96%	-8.22%	-15.25%	-19.98%
Best month	-	5.55%	5.55%	5.55%	8.20%	8.20%	11.35%	14.43%
Maximum loss	-2.93%	-4.94%	-4.94%	-7.92%	-14.41%	-38.93%	-42.11%	-

Distribution permission

Switzerland

¹ Important note on update status: The displayed date refers exclusively to the calculation of the NAV.
² The Mountain-View Data Fund Rating calculates a comparative ranking for funds using yield, volatility and trend data. For more information visit [MVD Funds Rating](#)
³ Displays the Ethical-Dynamical Ratio calculated according to standard criteria. The maximum value is 100. For more information visit [EDA](#)

CT Global Emerging Markets Equity Fund Institutional X Accumulation GBP / GB00B19ZCQ26 / AZCQ26 /

Investment strategy

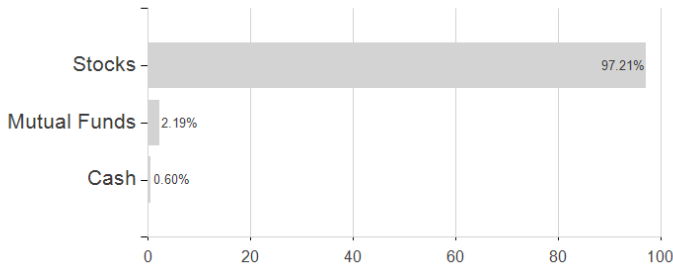
There is no restriction on size, but investment tends to focus on larger companies. The Fund considers emerging market companies to be those domiciled in, or which have significant business operations in emerging market countries. Emerging market countries are those characterised as developing or emerging by the World Bank, the United Nations, or the Index. The Index captures the share performance of large and medium-sized companies across emerging markets worldwide and provides a suitable target benchmark against which Fund performance will be evaluated over time. The Investment Manager selects companies considered to have good prospects for share price growth across different sectors and typically invests in fewer than 100 companies, including some companies not within the Index. The Investment Manager also seeks to create a portfolio that compares favourably against the Index over rolling 12-month periods, when assessed using the Columbia Threadneedle ESG Materiality Rating model. This model (developed and owned by Columbia Threadneedle Investments) analyses company data to assess how effectively material environmental, social and governance (ESG) risks and opportunities are being managed. If sufficient data is available, the combined results are expressed as a numerical rating to indicate how much exposure a company has to material ESG risks and opportunities in a particular industry. Whilst the Fund may still invest in shares of companies that have poor ESG Materiality ratings, at least 50% of the portfolio is invested in companies with strong ratings. The Investment Manager engages with companies with a view to influencing management teams to address material ESG risks and improve their ESG practices. The Fund only invests in companies that follow good governance practices. It does not invest in companies which derive revenue from industries or activities above the thresholds shown: tobacco production (5%), nuclear weapons - indirect involvement (5%), conventional...

Investment goal


The Fund aims to achieve investment growth over the long term (5 years, or more). It also looks to outperform the MSCI Emerging Markets Index (the "Index") over rolling 3-year periods, after the deduction of charges. The Fund is actively managed, and invests at least 75% of its assets in equities and equity-related securities of emerging market companies.

Assessment Structure

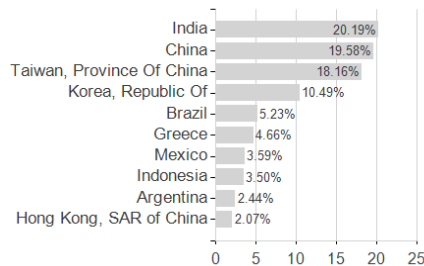
Assets



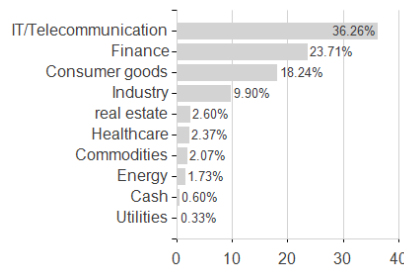
Largest positions



Countries



Branches



Currencies

