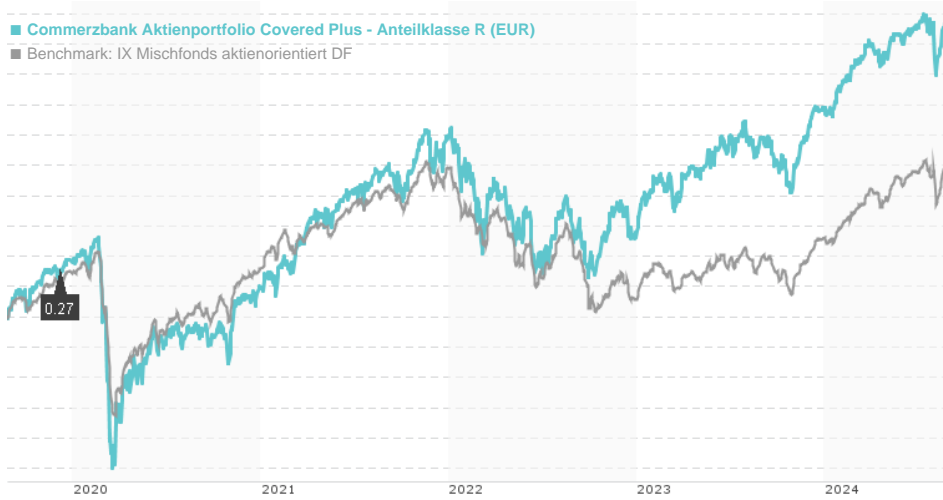


Commerzbank Aktienportfolio Covered Plus - Anteilklasse R (EUR) / LU0372290675 / A0Q4RW / Universal-Inv. (LU)

Last 08/26/2024 ¹	Region	Branch	Type of yield	Type
94.15 EUR	Worldwide	Mixed Fund/Focus Equity	paying dividend	Mixed Fund



Risk key figures

SRI	1	2	3	4	5	6	7	
Mountain-View Funds Rating ²							EDA ³	66

Yearly Performance

2023	+18.91%
2022	-12.88%
2021	+23.88%
2020	-3.91%
2019	+22.58%

Master data		Conditions		Other figures	
Fund type	Single fund	Issue surcharge	4.00%	Minimum investment	UNT 0
Category	Mixed Fund	Planned administr. fee	0.00%	Savings plan	-
Sub category	Mixed Fund/Focus Equity	Deposit fees	0.10%	UCITS / OGAW	Yes
Fund domicile	Luxembourg	Redemption charge	0.00%	Performance fee	0.00%
Tranch volume	(08/26/2024) EUR 8.64 mill.	Ongoing charges	-	Redeployment fee	0.00%
Total volume	(08/26/2024) EUR 20.23 mill.	Dividends		Investment company	
Launch date	9/15/2008	06.12.2019	0.27 EUR	Universal-Inv. (LU)	
KESt report funds	No	15.12.2017	0.26 EUR	15, rue de Flaxweiler, 6776, Grevenmacher	
Business year start	01.09.	15.12.2016	0.17 EUR	Luxembourg	
Sustainability type	-	15.12.2015	2.03 EUR	https://www.universal-investment.com	
Fund manager	-	15.12.2014	0.24 EUR		

Performance	1M	6M	YTD	1Y	2Y	3Y	5Y	Since start
Performance	+0.68%	+4.96%	+10.10%	+15.45%	+27.82%	+19.94%	+48.99%	+104.73%
Performance p.a.	-	-	-	+15.50%	+13.04%	+6.24%	+8.29%	+4.59%
Sharpe ratio	0.30	0.74	1.44	1.31	0.85	0.20	0.29	0.08
Volatility	16.14%	9.02%	8.67%	9.20%	11.25%	13.88%	16.30%	13.70%
Worst month	-	-1.87%	-1.87%	-3.64%	-5.31%	-7.40%	-13.67%	-13.67%
Best month	-	3.10%	3.29%	7.38%	7.38%	7.38%	11.33%	11.33%
Maximum loss	-6.00%	-6.71%	-6.71%	-7.10%	-8.88%	-18.89%	-33.74%	-

Distribution permission

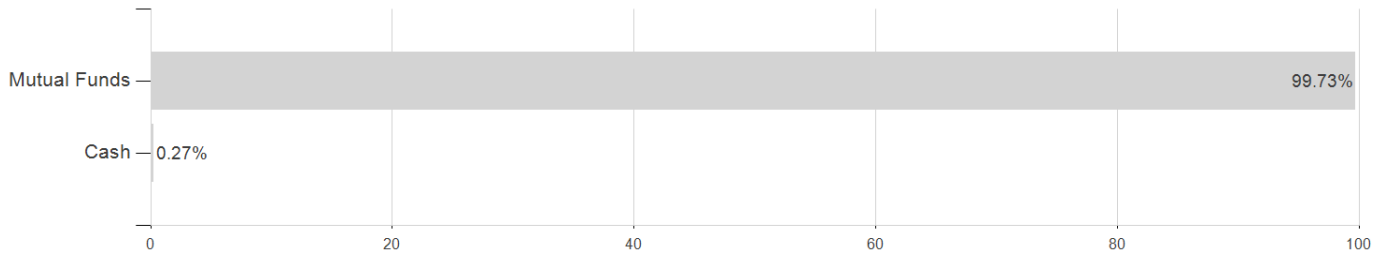
Germany

1 Important note on update status: The displayed date refers exclusively to the calculation of the NAV.
 2 The Mountain-View Data Fund Rating calculates a comparative ranking for funds using yield, volatility and trend data. For more information visit [MVD Funds Rating](#)
 3 Displays the Ethical-Dynamical Ratio calculated according to standard criteria. The maximum value is 100. For more information visit [EDA](#)

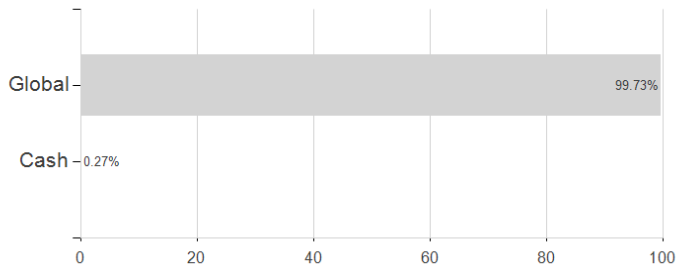
Commerzbank Aktienportfolio Covered Plus - Anteilklasse R (EUR) / LU0372290675 / A0Q4RW / Universal-Inv. (LU)

Assessment Structure

Assets



Countries



Largest positions

