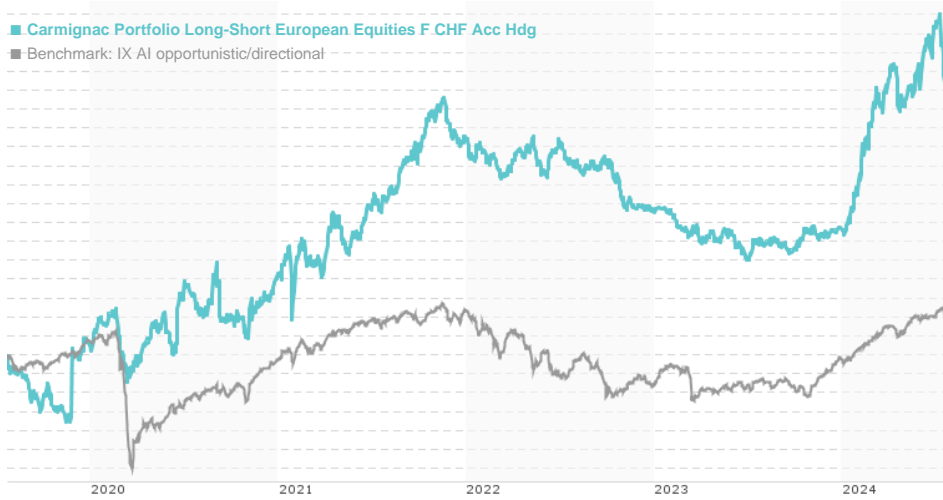


Carmignac Portfolio Long-Short European Equities F CHF Acc Hdg / LU0992627371 / A116NJ / Carmignac Gestion LU

Last 07/23/2024 ¹	Region	Branch	Type of yield	Type
160.45 CHF	Europe	AI Hedgefonds Single Strategy	reinvestment	Alternative Investm.



Risk key figures

SRI	1	2	3	4	5	6	7
-----	---	---	---	---	---	---	---

Mountain-View Funds Rating ²	EDA ³
-	-

Yearly Performance

2023	-1.44%
2022	-6.24%
2021	+13.33%
2020	+7.06%
2019	-0.18%

Master data		Conditions		Other figures	
Fund type	Single fund	Issue surcharge	0.00%	Minimum investment	UNT 0
Category	Alternative Investments	Planned administr. fee	0.00%	Savings plan	-
Sub category	AI Hedgefonds Single Strategy	Deposit fees	0.00%	UCITS / OGAW	Yes
Fund domicile	Luxembourg	Redemption charge	0.00%	Performance fee	20.00%
Tranch volume	(07/23/2024) EUR 2.20 mill.	Ongoing charges	-	Redeployment fee	0.00%
Total volume	(07/23/2024) EUR 529.98 mill.	Dividends		Investment company	
Launch date	11/15/2013			Carmignac Gestion LU	
KESt report funds	Yes			7 Rue de la Chapell, 1325, Luxembourg	
Business year start	01.01.			Luxembourg	
Sustainability type	-			www.carmignac.com	
Fund manager	Malte Heininger				

Performance	1M	6M	YTD	1Y	2Y	3Y	5Y	Since start
Performance	-1.02%	+12.55%	+14.53%	+16.51%	+8.10%	+11.32%	+31.43%	+60.45%
Performance p.a.	-	-	-	+16.51%	+3.98%	+3.64%	+5.61%	+4.52%
Sharpe ratio	-1.31	2.35	2.53	1.71	0.05	-0.01	0.23	0.12
Volatility	12.02%	9.82%	9.45%	7.51%	6.12%	5.92%	8.15%	7.05%
Worst month	-	-3.46%	-3.46%	-3.46%	-3.46%	-3.46%	-4.43%	-5.11%
Best month	-	6.73%	6.73%	6.73%	6.73%	6.73%	6.73%	6.73%
Maximum loss	-5.26%	-5.26%	-5.26%	-5.26%	-9.11%	-13.50%	-13.50%	-

Distribution permission

Austria, Germany, Switzerland

1 Important note on update status: The displayed date refers exclusively to the calculation of the NAV.

2 The Mountain-View Data Fund Rating calculates a comparative ranking for funds using yield, volatility and trend data. For more information visit [MVD Funds Rating](#)

3 Displays the Ethical-Dynamical Ratio calculated according to standard criteria. The maximum value is 100. For more information visit [EDA](#)

Carmignac Portfolio Long-Short European Equities F CHF Acc Hdg / LU0992627371 / A116NJ / Carmignac Gestion LU

Investment strategy

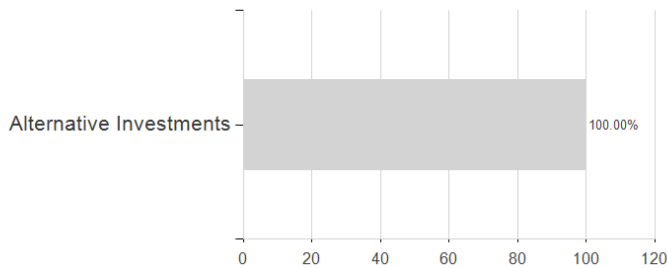
The Sub-Fund applies a multi-asset strategy which seeks to achieve its investment objective by investing, and taking exposure in a wide range of traditional assets (e.g. equities, bonds, money markets and currencies) and in some inflation-sensitive securities such as commodities (e.g. precious metals, industrial metals and energy such as gold, copper and crude oil) and inflation-linked securities (e.g. inflation swaps and inflation-linked bonds). The investment process is the result of combining several strategy components, including: (i) A core allocation of traditional asset classes and commodities aimed to deliver capital growth and income, (ii) An inflation-linked strategy composed of inflation swaps and inflation-linked bonds aimed to help mitigate the inflation surprises, and (iii) A tactical strategy aimed (1) to manage (or hedge) the global exposures of the portfolio and (2) to take advantage of some potential opportunities offered by markets through directional or relative value trades.

Investment goal

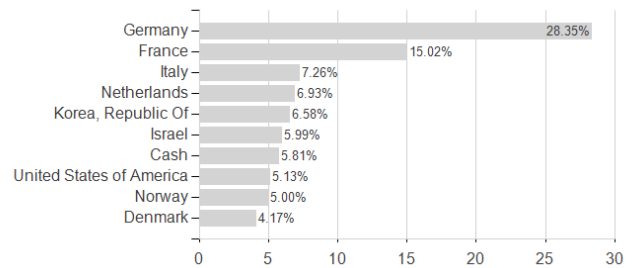
The sub-fund aims to achieve net positive performance over the recommended investment horizon of three years. The sub-fund has no reference indicator.

Assessment Structure

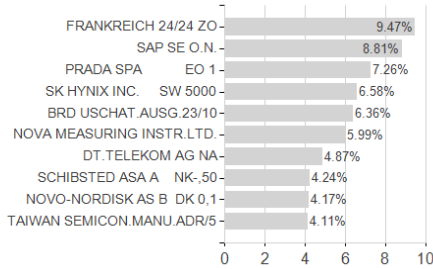
Assets



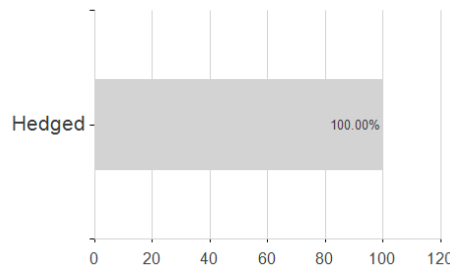
Countries



Largest positions



Currencies



Branches

