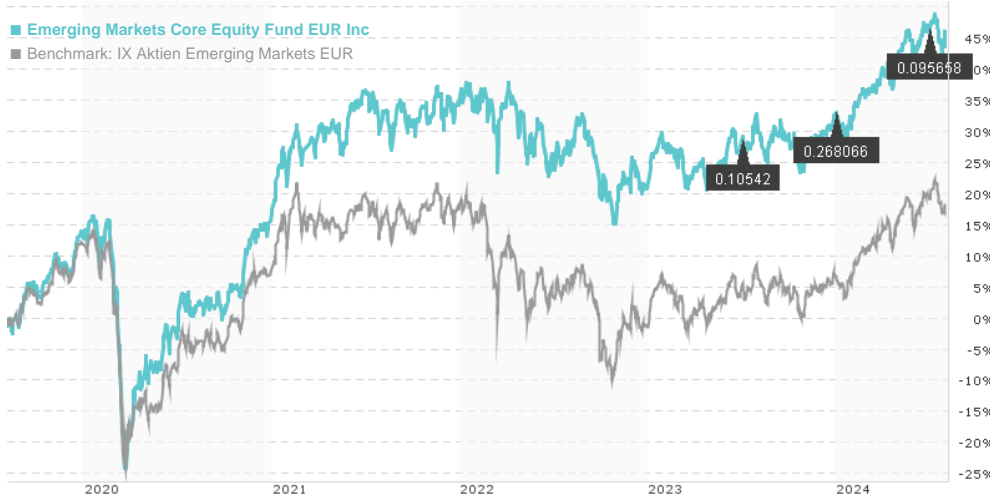


Emerging Markets Core Equity Fund EUR Inc / GB00BR4R5445 / A12DYW / Dimensional Fd. Ad.

Last 08/01/2024 <sup>1</sup>	Region	Branch	Type of yield	Type
14.23 EUR	Emerging Markets	Mixed Sectors	paying dividend	Equity Fund



Risk key figures

SRI	1	2	3	4	5	6	7
Mountain-View Funds Rating <sup>2</sup>	EDA <sup>3</sup>						
	-						

Yearly Performance

2023	+9.84%
2022	-10.87%
2021	+15.49%
2020	+4.02%
2019	+16.96%

Master data		Conditions		Other figures	
Fund type	Single fund	Issue surcharge	0.00%	Minimum investment	GBP 100,000.00
Category	Equity	Planned administr. fee	0.00%	Savings plan	-
Sub category	Mixed Sectors	Deposit fees	0.23%	UCITS / OGAW	-
Fund domicile	United Kingdom	Redemption charge	0.00%	Performance fee	0.00%
Tranch volume	(08/01/2024) GBP 15.21 mill.	Ongoing charges	-	Redeployment fee	0.00%
Total volume	-	Dividends		Investment company	
Launch date	12/1/2014	01.07.2024	0.10 EUR	Dimensional Fd. Ad.	
KESt report funds	No	02.01.2024	0.27 EUR	Kurfürstendamm 194, 10707, Berlin	
Business year start	01.01.	03.07.2023	0.11 EUR	Germany	
Sustainability type	-	03.01.2023	0.33 EUR	http://www.eu.dimensional.com	
Fund manager	-	01.07.2022	0.12 EUR		

Performance	1M	6M	YTD	1Y	2Y	3Y	5Y	Since start
Performance	-0.35%	+10.96%	+10.00%	+9.84%	+14.18%	+11.09%	+38.19%	+54.41%
Performance p.a.	-	-	-	+9.81%	+6.84%	+3.57%	+6.68%	+4.75%
Sharpe ratio	-0.80	2.07	1.44	0.62	0.30	-0.01	0.19	0.07
Volatility	9.61%	9.45%	9.83%	9.95%	10.86%	12.42%	15.70%	15.42%
Worst month	-	-1.28%	-1.71%	-4.40%	-8.96%	-8.96%	-18.57%	-18.57%
Best month	-	4.14%	4.14%	4.60%	9.30%	9.30%	12.99%	12.99%
Maximum loss	-4.48%	-4.48%	-4.48%	-7.14%	-13.36%	-16.63%	-34.85%	-

<sup>1</sup> Important note on update status: The displayed date refers exclusively to the calculation of the NAV.  
<sup>2</sup> The Mountain-View Data Fund Rating calculates a comparative ranking for funds using yield, volatility and trend data. For more information visit [MVD Funds Rating](#)  
<sup>3</sup> Displays the Ethical-Dynamical Ratio calculated according to standard criteria. The maximum value is 100. For more information visit [EDA](#)

**Emerging Markets Core Equity Fund EUR Inc / GB00BR4R5445 / A12DYW / Dimensional Fd. Ad.**

**Investment strategy**

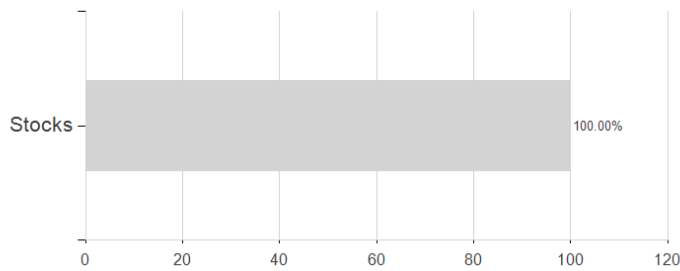
The Fund invests in shares of companies which derive a significant proportion of their business from emerging markets countries and which are listed on the principal stock exchanges of selected emerging markets countries. The Fund may also invest in shares or depositary receipts (financial certificates representing shares of companies which are bought and sold globally) of companies (i) that derive 50% or more of their revenues or profits or that have at least 50% of their assets in emerging markets countries or (ii) the majority of whose business is conducted in emerging markets countries and which are traded on developed markets.

**Investment goal**

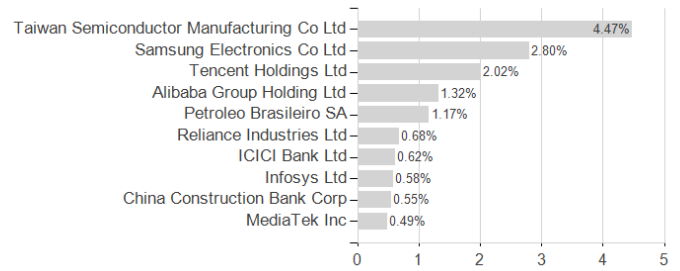
The aim is to increase the value of your investment and to earn income within the Fund. The Fund is actively managed which means that the Investment Manager is actively making investment decisions for the Fund. The Fund is not managed in reference to a benchmark.

**Assessment Structure**

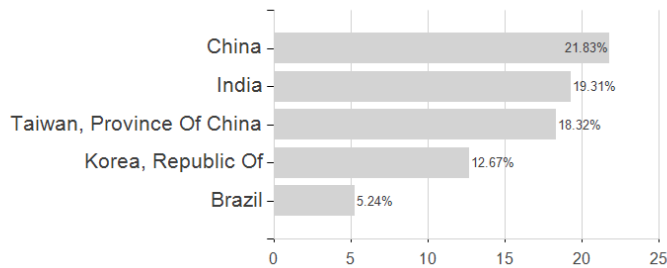
**Assets**



**Largest positions**



**Countries**



**Branches**

