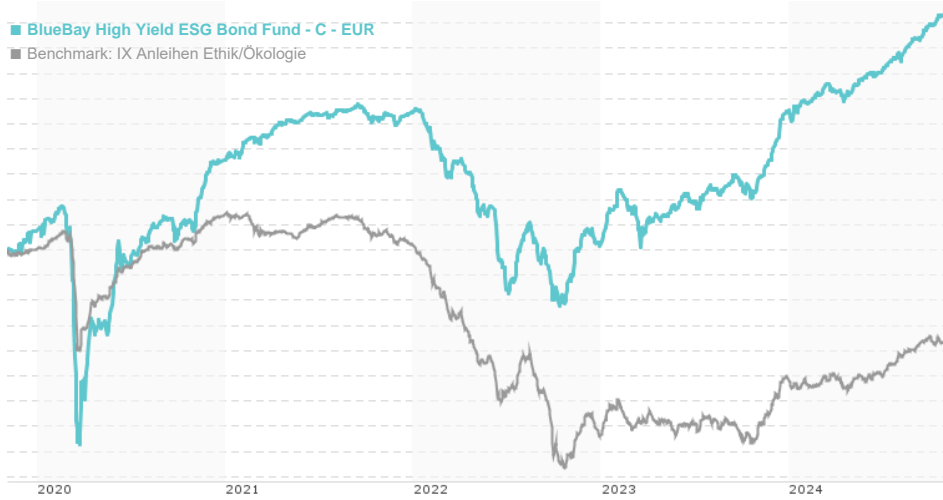


BlueBay High Yield ESG Bond Fund - C - EUR / LU0842206632 / A1T6A3 / RBC BlueBay AM

| | | | | |
|------------------------------|-----------|-----------------|---------------|-------------------|
| Last 10/30/2024 ¹ | Region | Branch | Type of yield | Type |
| 156.76 EUR | Worldwide | Corporate Bonds | reinvestment | Fixed-Income Fund |



Risk key figures

| | | | | | | | | |
|---|---|---|---|---|---|---|------------------|----|
| SRI | 1 | 2 | 3 | 4 | 5 | 6 | 7 | |
| Mountain-View Funds Rating ² | | | | | | | EDA ³ | 77 |

Yearly Performance

| | |
|------|---------|
| 2023 | +10.62% |
| 2022 | -9.54% |
| 2021 | +3.55% |
| 2020 | +5.52% |
| 2019 | +10.15% |

| Master data | | Conditions | | Other figures | |
|---------------------|-------------------------------|--|-------|---------------------------|---------------|
| Fund type | Single fund | Issue surcharge | 5.00% | Minimum investment | EUR 10,000.00 |
| Category | Bonds | Planned administr. fee | 0.00% | Savings plan | - |
| Sub category | Corporate Bonds | Deposit fees | 0.00% | UCITS / OGAW | Yes |
| Fund domicile | Luxembourg | Redemption charge | 0.00% | Performance fee | 0.00% |
| Tranch volume | - | Ongoing charges | - | Redeployment fee | 0.00% |
| Total volume | (10/30/2024) EUR 425.57 mill. | Dividends | | Investment company | |
| Launch date | 1/29/2013 | RBC BlueBay AM | | | |
| KESt report funds | Yes | 4, Boulevard Royal, L-2449, Luxembourg | | | |
| Business year start | 01.07. | Luxembourg | | | |
| Sustainability type | Ethics/ecology | https://www.bluebay.com | | | |
| Fund manager | Justin Jewell, Timothy Leary | | | | |

| Performance | 1M | 6M | YTD | 1Y | 2Y | 3Y | 5Y | Since start |
|------------------|--------|--------|--------|---------|---------|---------|---------|-------------|
| Performance | +0.69% | +5.49% | +6.85% | +13.26% | +21.33% | +7.47% | +19.06% | +44.13% |
| Performance p.a. | - | - | - | +13.22% | +10.15% | +2.44% | +3.55% | +3.78% |
| Sharpe ratio | 5.87 | 5.60 | 2.95 | 4.92 | 2.42 | -0.17 | 0.09 | 0.17 |
| Volatility | 0.96% | 1.46% | 1.79% | 2.07% | 2.94% | 3.70% | 5.25% | 4.22% |
| Worst month | - | -0.23% | -0.23% | -0.42% | -0.84% | -6.41% | -11.31% | -11.31% |
| Best month | - | 1.33% | 2.95% | 2.95% | 3.52% | 3.52% | 5.42% | 5.42% |
| Maximum loss | -0.10% | -0.67% | -1.27% | -1.27% | -4.32% | -14.00% | -18.28% | - |

Distribution permission

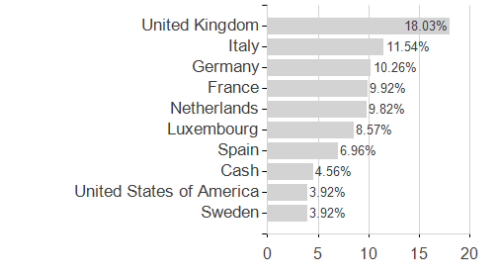

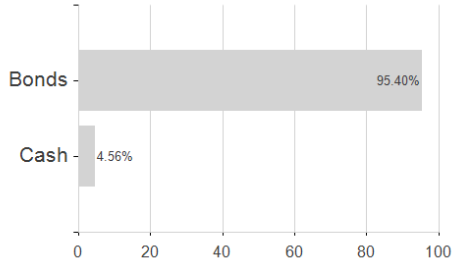
Austria, Germany, Switzerland, Luxembourg, Czech Republic

¹ Important note on update status: The displayed date refers exclusively to the calculation of the NAV.
² The Mountain-View Data Fund Rating calculates a comparative ranking for funds using yield, volatility and trend data. For more information visit [MVD Funds Rating](#)
³ Displays the Ethical-Dynamical Ratio calculated according to standard criteria. The maximum value is 100. For more information visit [EDA](#)

BlueBay High Yield ESG Bond Fund - C - EUR / LU0842206632 / A1T6A3 / RBC BlueBay AM

Assessment Structure

Assets Largest positions Countries



Issuer Duration Currencies

