

East Capital Global Frontier Markets A EUR / LU1125674454 / A14MAQ / East Capital AM

Last 10/31/2024 ¹	Region	Branch	Type of yield	Type
190.09 EUR	Emerging Markets	Mixed Sectors	reinvestment	Equity Fund



Risk key figures

SRI	1	2	3	4	5	6	7
Mountain-View Funds Rating ²	EDA ³						
	76						

Yearly Performance

2023	+16.61%
2022	-15.43%
2021	+28.58%
2020	-3.09%
2019	+18.66%

Master data		Conditions		Other figures	
Fund type	Single fund	Issue surcharge	5.00%	Minimum investment	UNT 0
Category	Equity	Planned administr. fee	0.00%	Savings plan	-
Sub category	Mixed Sectors	Deposit fees	0.00%	UCITS / OGAW	Yes
Fund domicile	Luxembourg	Redemption charge	0.00%	Performance fee	0.00%
Tranch volume	(07/17/2024) EUR 10.28 mill.	Ongoing charges	-	Redeployment fee	0.00%
Total volume	(09/30/2024) EUR 311.48 mill.	Dividends		Investment company	
Launch date	12/12/2014	East Capital AM			
KESt report funds	Yes	11, rue Sainte-Zithe, L-2763, Lumxemburg			
Business year start	01.01.	Luxembourg			
Sustainability type	-	http://www.eastcapital.com			
Fund manager	Egle Fredriksson und David Nicholls				

Performance	1M	6M	YTD	1Y	2Y	3Y	5Y	Since start
Performance	+1.91%	+6.86%	+23.16%	+30.85%	+42.00%	+19.39%	+58.19%	+89.44%
Performance p.a.	-	-	-	+30.75%	+19.14%	+6.09%	+9.60%	+6.67%
Sharpe ratio	2.37	1.00	2.34	2.62	1.57	0.27	0.49	0.29
Volatility	9.25%	11.02%	10.88%	10.62%	10.24%	11.28%	13.33%	12.31%
Worst month	-	-3.15%	-3.15%	-6.50%	-6.50%	-7.15%	-26.34%	-26.34%
Best month	-	3.57%	6.99%	6.99%	7.68%	7.68%	10.14%	10.14%
Maximum loss	-1.67%	-6.53%	-6.53%	-6.53%	-7.23%	-21.69%	-32.86%	-

Distribution permission

Austria, Germany, Switzerland, Czech Republic

¹ Important note on update status: The displayed date refers exclusively to the calculation of the NAV.

² The Mountain-View Data Fund Rating calculates a comparative ranking for funds using yield, volatility and trend data. For more information visit [MVD Funds Rating](#)

³ Displays the Ethical-Dynamical Ratio calculated according to standard criteria. The maximum value is 100. For more information visit [EDA](#)

DISCLAIMER: The information on this page are for informational purposes only and should neither an offer to sell nor a solicitation for the purchase of the security or recommendation in favor of the security to be understood. baha GmbH assumes no liability despite thorough searches for the accuracy of the data.

Funds data from: www.mountain-view.com. Fact Sheet created by: www.baha.com

East Capital Global Frontier Markets A EUR / LU1125674454 / A14MAQ / East Capital AM

Investment strategy

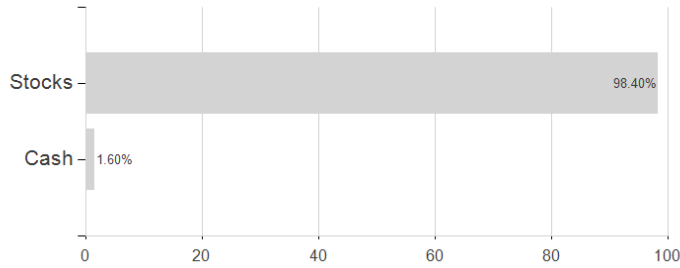
The sub-fund will invest at least 75% of its assets directly or indirectly in equity or equity-related securities (such as, but not limited to, ADRs and GDRs) of companies domiciled in frontier markets or that exercise a significant part of their economic activity there. For the purpose of this sub-fund, frontier markets are defined as less advanced and less accessible emerging market countries that are included in Frontier Markets-related indices. The sub-fund may also invest in any country which is classified as an Emerging Market, or any other market not yet classified as Frontier Markets, but which, in the opinion of the Investment Manager, demonstrates economic characteristics of countries included in the Frontier Markets-related indices.

Investment goal

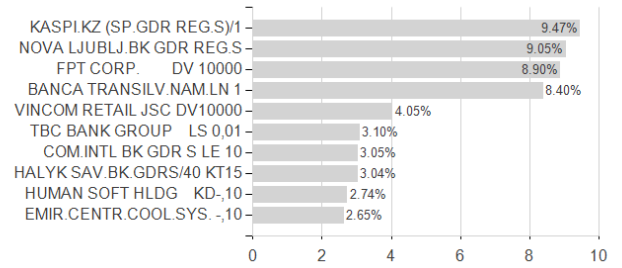
To provide long-term capital growth through exposure to companies located in frontier markets throughout the world.

Assessment Structure

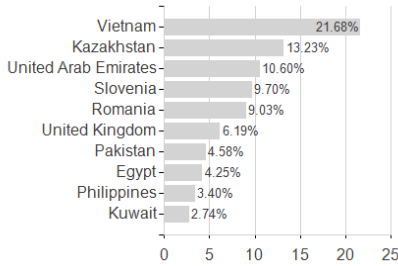
Assets



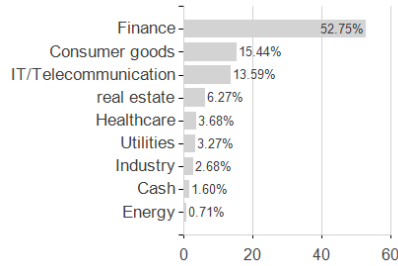
Largest positions



Countries



Branches



Currencies

