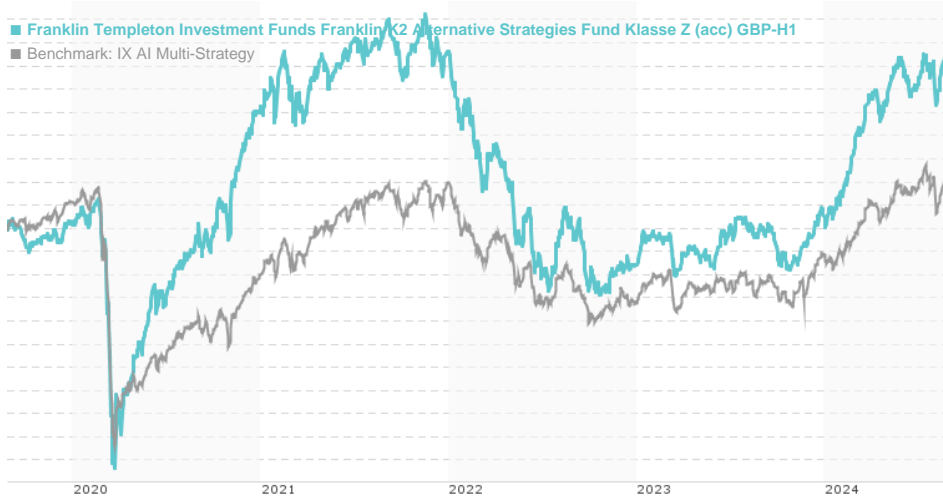


Franklin Templeton Investment Funds Franklin K2 Alternative Strategies Fund Klasse Z (acc) GBP-H1 /

Last 08/26/2024 ¹	Region	Branch	Type of yield	Type
12.16 GBP	Worldwide	AI Hedgefonds Multi Strategies	reinvestment	Alternative Investm.



Risk key figures

SRI	1	2	3	4	5	6	7
Mountain-View Funds Rating ²	EDA ³						
	-						

Yearly Performance

2023	+2.15%
2022	-8.52%
2021	+2.26%
2020	+5.11%
2019	+5.00%

Master data		Conditions		Other figures	
Fund type	Single fund	Issue surcharge	0.00%	Minimum investment	USD 1,000.00
Category	Alternative Investments	Planned administr. fee	0.00%	Savings plan	-
Sub category	AI Hedgefonds Multi Strategies	Deposit fees	0.14%	UCITS / OGAW	Yes
Fund domicile	Luxembourg	Redemption charge	0.00%	Performance fee	0.00%
Tranch volume	(07/31/2024) USD 0.001 mill.	Ongoing charges	-	Redeployment fee	0.00%
Total volume	(07/31/2024) USD 647.70 mill.	Dividends		Investment company	
Launch date	10/15/2014	Franklin Templeton			
KESt report funds	No	Schottenring 16, 2.OG, 1010, Wien			
Business year start	01.07.	Austria			
Sustainability type	-	https://www.franklintempleton.at			
Fund manager	Brooks Ritchey, Robert Christian, Anthony M Zanolla				

Performance	1M	6M	YTD	1Y	2Y	3Y	5Y	Since start
Performance	+0.25%	+3.93%	+6.67%	+7.33%	+7.23%	-0.90%	+7.42%	+24.34%
Performance p.a.	-	-	-	+7.35%	+3.55%	-0.30%	+1.44%	+2.23%
Sharpe ratio	-0.11	1.30	2.01	1.19	0.01	-1.04	-0.47	-0.32
Volatility	5.17%	3.48%	3.45%	3.22%	3.08%	3.66%	4.44%	4.03%
Worst month	-	-1.15%	-1.15%	-1.15%	-2.39%	-2.55%	-6.70%	-6.70%
Best month	-	2.45%	2.45%	2.45%	2.45%	2.45%	3.90%	3.90%
Maximum loss	-1.81%	-2.05%	-2.05%	-2.05%	-3.25%	-11.07%	-11.50%	-

Distribution permission

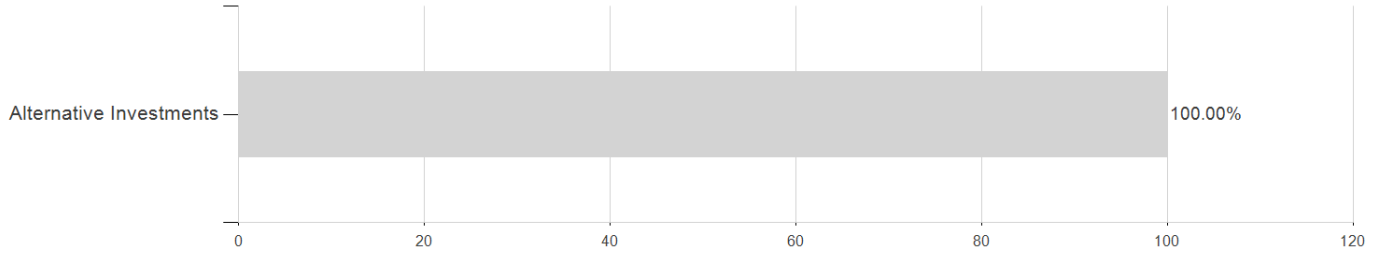
Austria, Germany, Switzerland

¹ Important note on update status: The displayed date refers exclusively to the calculation of the NAV.
² The Mountain-View Data Fund Rating calculates a comparative ranking for funds using yield, volatility and trend data. For more information visit [MVD Funds Rating](#)
³ Displays the Ethical-Dynamical Ratio calculated according to standard criteria. The maximum value is 100. For more information visit [EDA](#)

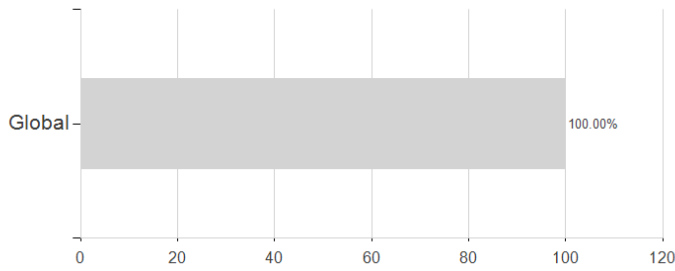
Franklin Templeton Investment Funds Franklin K2 Alternative Strategies Fund Klasse Z (acc) GBP-H1 /

Assessment Structure

Assets



Countries



Largest positions

