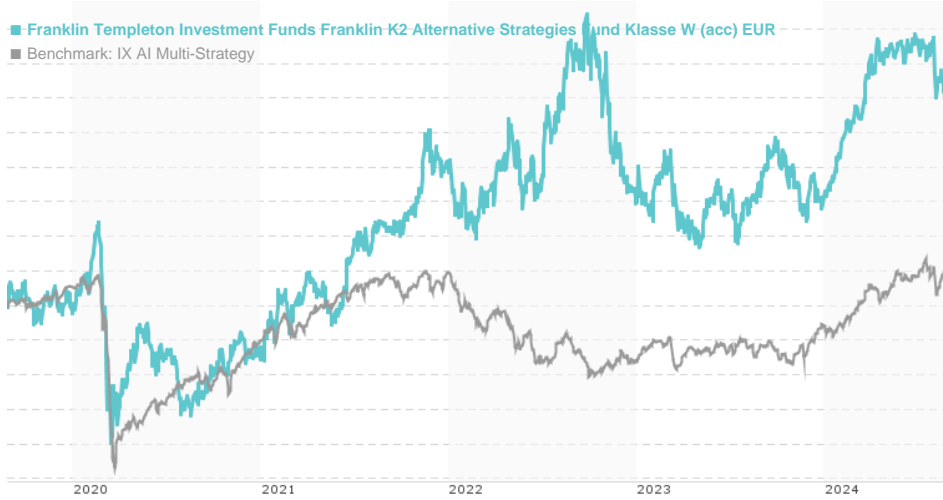


Franklin Templeton Investment Funds Franklin K2 Alternative Strategies Fund Klasse W (acc) EUR / LU1093757646 /

Last 08/26/2024 ¹	Region	Branch	Type of yield	Type
15.56 EUR	Worldwide	AI Hedgefonds Multi Strategies	reinvestment	Alternative Investm.



Risk key figures

SRI	1	2	3	4	5	6	7
Mountain-View Funds Rating ²	EDA ³						
	-						

Yearly Performance

2023	-
2022	-1.67%
2021	+10.34%
2020	-1.96%
2019	+9.52%

Master data		Conditions		Other figures	
Fund type	Single fund	Issue surcharge	0.00%	Minimum investment	EUR 1,000.00
Category	Alternative Investments	Planned administr. fee	0.00%	Savings plan	-
Sub category	AI Hedgefonds Multi Strategies	Deposit fees	0.14%	UCITS / OGAW	Yes
Fund domicile	Luxembourg	Redemption charge	0.00%	Performance fee	0.00%
Tranch volume	(07/31/2024) USD 6.47 mill.	Ongoing charges	-	Redeployment fee	0.00%
Total volume	(07/31/2024) USD 647.70 mill.	Dividends		Investment company	
Launch date	10/15/2014	Franklin Templeton			
KESt report funds	Yes	Schottenring 16, 2.OG, 1010, Wien			
Business year start	01.07.	Austria			
Sustainability type	-	https://www.franklintempleton.at			
Fund manager	Brooks Ritchey, Robert Christian, Anthony M Zanolla				

Performance	1M	6M	YTD	1Y	2Y	3Y	5Y	Since start
Performance	-2.38%	+1.43%	+5.92%	+4.71%	-2.38%	+7.09%	+12.51%	+57.49%
Performance p.a.	-	-	-	+4.72%	-1.20%	+2.31%	+2.38%	+4.71%
Sharpe ratio	-3.29	-0.11	1.06	0.21	-0.66	-0.16	-0.15	0.14
Volatility	8.58%	5.70%	5.43%	5.83%	7.13%	7.46%	7.60%	8.54%
Worst month	-	-2.93%	-2.93%	-2.93%	-4.07%	-4.07%	-6.12%	-6.12%
Best month	-	2.46%	2.59%	2.59%	2.59%	4.19%	4.19%	7.51%
Maximum loss	-3.06%	-3.18%	-3.18%	-4.40%	-11.48%	-11.48%	-12.23%	-

Distribution permission

Austria, Germany, Switzerland

¹ Important note on update status: The displayed date refers exclusively to the calculation of the NAV.

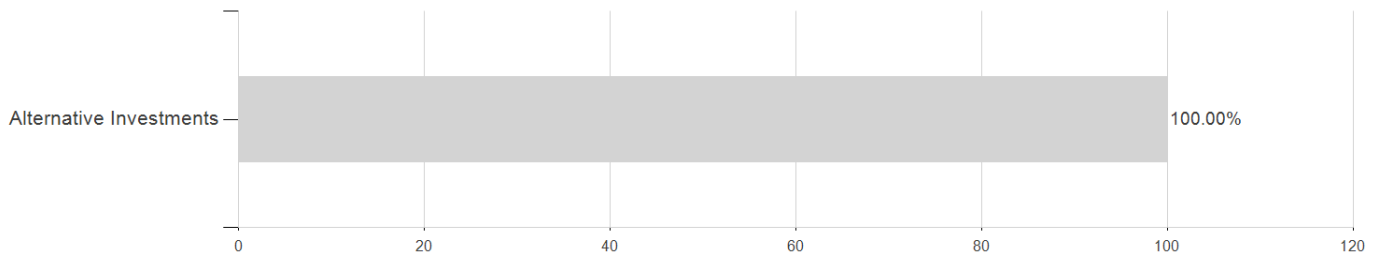
² The Mountain-View Data Fund Rating calculates a comparative ranking for funds using yield, volatility and trend data. For more information visit [MVD Funds Rating](#)

³ Displays the Ethical-Dynamical Ratio calculated according to standard criteria. The maximum value is 100. For more information visit [EDA](#)

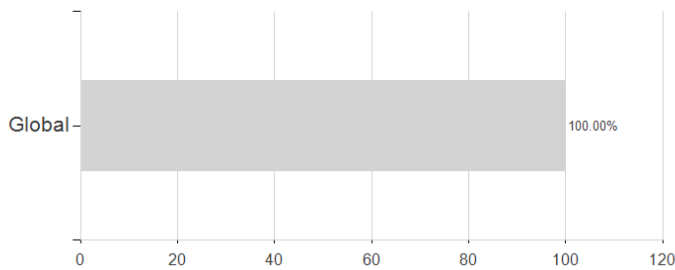
Franklin Templeton Investment Funds Franklin K2 Alternative Strategies Fund Klasse W (acc) EUR / LU1093757646 /

Assessment Structure

Assets



Countries



Largest positions

