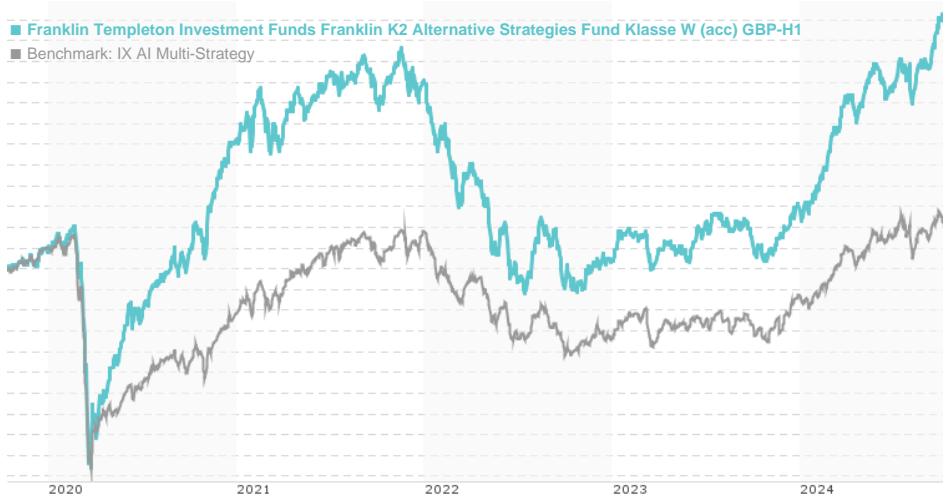


Franklin Templeton Investment Funds Franklin K2 Alternative Strategies Fund Klasse W (acc) GBP-H1 /

Last 10/10/2024 ¹	Region	Branch	Type of yield	Type
12.74 GBP	Worldwide	AI Hedgefonds Multi Strategies	reinvestment	Alternative Investm.



Risk key figures

SRI	1	2	3	4	5	6	7
-----	---	---	---	---	---	---	---

Mountain-View Funds Rating² EDA³

- -

Yearly Performance

2023	+2.54%
2022	-7.90%
2021	+2.56%
2020	+5.41%
2019	+5.23%

Master data		Conditions		Other figures	
Fund type	Single fund	Issue surcharge	0.00%	Minimum investment	EUR 1,000.00
Category	Alternative Investments	Planned administr. fee	0.00%	Savings plan	-
Sub category	AI Hedgefonds Multi Strategies	Deposit fees	0.14%	UCITS / OGAW	Yes
Fund domicile	Luxembourg	Redemption charge	0.00%	Performance fee	0.00%
Tranch volume	(09/30/2024) USD 1.17 mill.	Ongoing charges	-	Redeployment fee	0.00%
Total volume	(09/30/2024) USD 665.99 mill.	Dividends		Investment company	
Launch date	10/15/2014	Franklin Templeton			
KESt report funds	No	Schottenring 16, 2.OG, 1010, Wien			
Business year start	01.07.	Austria			
Sustainability type	-	https://www.franklintempleton.at			
Fund manager	Lilly Knight, Art Vinokur, Rob Christian				

Performance	1M	6M	YTD	1Y	2Y	3Y	5Y	Since start
Performance	+2.08%	+3.33%	+8.80%	+10.78%	+12.35%	+3.75%	+12.15%	+30.27%
Performance p.a.	-	-	-	+10.75%	+5.98%	+1.23%	+2.32%	+2.68%
Sharpe ratio	8.38	1.02	2.45	2.32	0.92	-0.55	-0.20	-0.13
Volatility	3.02%	3.49%	3.40%	3.26%	3.00%	3.64%	4.45%	4.03%
Worst month	-	-1.04%	-1.04%	-1.04%	-1.04%	-2.42%	-6.71%	-6.71%
Best month	-	1.76%	2.47%	2.47%	2.47%	2.47%	3.94%	3.94%
Maximum loss	-0.39%	-2.00%	-2.00%	-2.00%	-2.23%	-10.72%	-11.46%	-

Distribution permission

Austria, Germany, Switzerland, Luxembourg, Czech Republic

¹ Important note on update status: The displayed date refers exclusively to the calculation of the NAV.

² The Mountain-View Data Fund Rating calculates a comparative ranking for funds using yield, volatility and trend data. For more information visit [MVD Funds Rating](#)

³ Displays the Ethical-Dynamical Ratio calculated according to standard criteria. The maximum value is 100. For more information visit [EDA](#)

DISCLAIMER: The information on this page are for informational purposes only and should neither an offer to sell nor a solicitation for the purchase of the security or recommendation in favor of the security to be understood. baha GmbH assumes no liability despite thorough searches for the accuracy of the data.

Funds data from: www.mountain-view.com. Fact Sheet created by: www.baha.com

Franklin Templeton Investment Funds Franklin K2 Alternative Strategies Fund Klasse W (acc) GBP-H1 /

Investment strategy

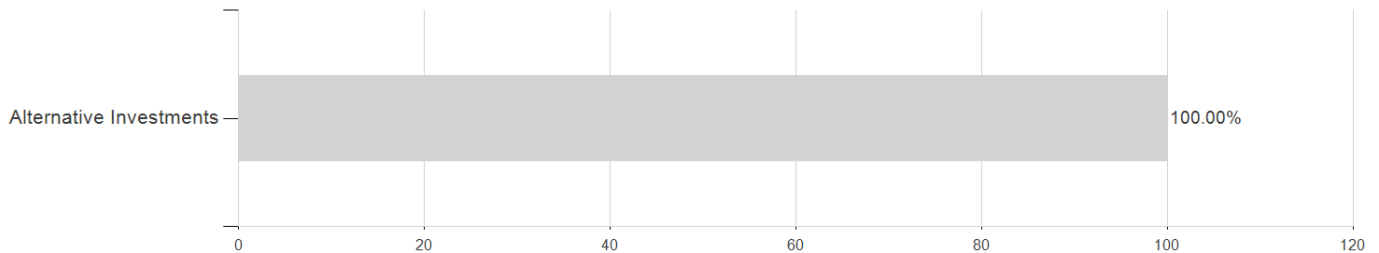
The Fund can invest in any asset, and use any investment technique, that is permitted to a UCITS fund, including those that are generally considered to be high risk. The Fund can invest in any kind of equity securities and debt securities from any country or type of issuer. It can invest directly or may gain exposure to investments indirectly, such as through derivatives, participatory notes, or by investing in other UCITS or UCIs. It can take direct or indirect long or short positions in securities, currencies, interest rates, and other investments or financial instruments. It may also take indirect long or short positions in commodities. The Fund may engage in derivative transactions that have the effect of magnifying investment gains or losses. The Fund uses high quantity of listed and unlisted derivatives for hedging, efficient portfolio management and/or investment purposes. The Fund may engage in active and frequent trading as part of its investment strategies. The Fund may also invest up to 10% of its net assets into risk-linked securities, generally catastrophe and natural disaster risks, that transfer a specified set of risks from an issuer to investors ("catastrophe bonds").

Investment goal

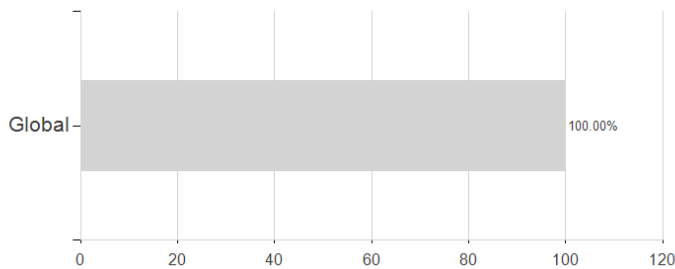
The Fund is classified as Article 8 under EU Sustainable Finance Disclosure Regulation and aims to increase the value of its investments over the medium to long term and to keep share price fluctuations lower than those for equity markets generally

Assessment Structure

Assets



Countries



Largest positions

