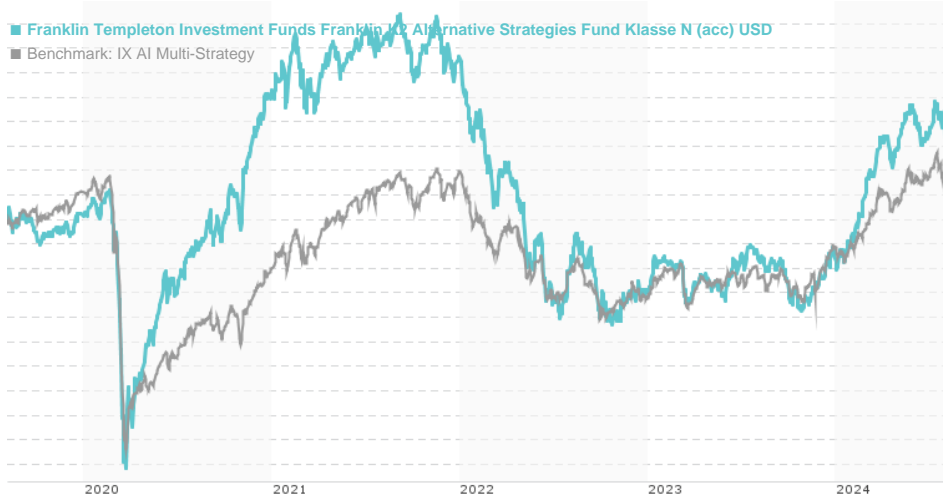


Franklin Templeton Investment Funds Franklin K2 Alternative Strategies Fund Klasse N (acc) USD / LU1093757307 /

Last 08/02/2024 ¹	Region	Branch	Type of yield	Type
11.42 USD	Worldwide	AI Hedgefonds Multi Strategies	reinvestment	Alternative Investm.



Risk key figures

SRI	1	2	3	4	5	6	7
Mountain-View Funds Rating ²	EDA ³						
	-						

Yearly Performance

2023	+1.49%
2022	-8.91%
2021	+1.20%
2020	+5.15%
2019	+5.53%

Master data		Conditions		Other figures	
Fund type	Single fund	Issue surcharge	3.00%	Minimum investment	USD 1,000.00
Category	Alternative Investments	Planned administr. fee	0.00%	Savings plan	-
Sub category	AI Hedgefonds Multi Strategies	Deposit fees	0.14%	UCITS / OGAW	Yes
Fund domicile	Luxembourg	Redemption charge	0.00%	Performance fee	0.00%
Tranch volume	(06/28/2024) USD 30.14 mill.	Ongoing charges	-	Redeployment fee	0.00%
Total volume	(06/28/2024) USD 636.85 mill.	Dividends		Investment company	
Launch date	10/15/2014	Franklin Templeton			
KESt report funds	Yes	Schottenring 16, 2.OG, 1010, Wien			
Business year start	01.07.	Austria			
Sustainability type	-	https://www.franklintempleton.at			
Fund manager	Brooks Ritchey, Robert Christian, Anthony M Zanolla				

Performance	1M	6M	YTD	1Y	2Y	3Y	5Y	Since start
Performance	-0.26%	+3.91%	+4.87%	+4.87%	+5.55%	-3.55%	+2.98%	+16.89%
Performance p.a.	-	-	-	+4.85%	+2.73%	-1.20%	+0.59%	+1.60%
Sharpe ratio	-1.50	1.30	1.44	0.39	-0.29	-1.33	-0.69	-0.50
Volatility	4.45%	3.34%	3.36%	3.13%	3.11%	3.64%	4.45%	4.04%
Worst month	-	-1.13%	-1.13%	-1.13%	-2.39%	-2.56%	-6.32%	-6.32%
Best month	-	2.29%	2.29%	2.29%	2.29%	2.29%	3.81%	3.81%
Maximum loss	-1.47%	-1.56%	-1.56%	-2.30%	-3.73%	-11.69%	-11.69%	-

Distribution permission

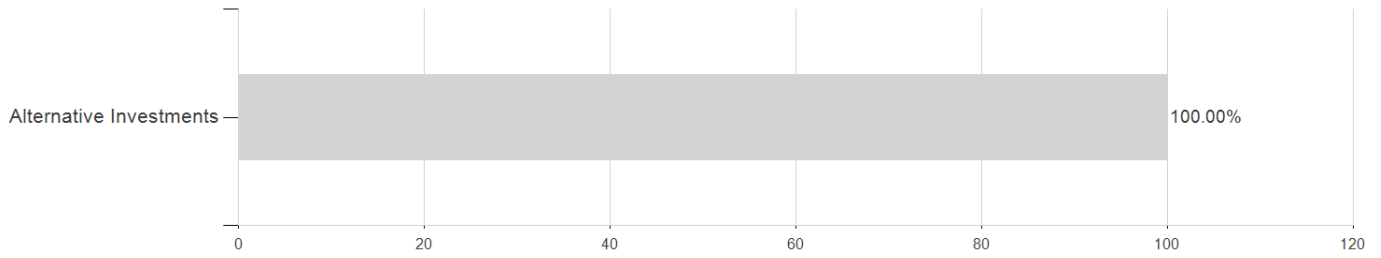
Austria, Germany, Switzerland

1 Important note on update status: The displayed date refers exclusively to the calculation of the NAV.
 2 The Mountain-View Data Fund Rating calculates a comparative ranking for funds using yield, volatility and trend data. For more information visit [MVD Funds Rating](#)
 3 Displays the Ethical-Dynamical Ratio calculated according to standard criteria. The maximum value is 100. For more information visit [EDA](#)

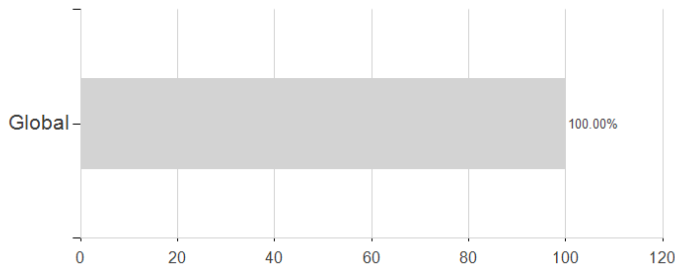
Franklin Templeton Investment Funds Franklin K2 Alternative Strategies Fund Klasse N (acc) USD / LU1093757307 /

Assessment Structure

Assets



Countries



Largest positions

