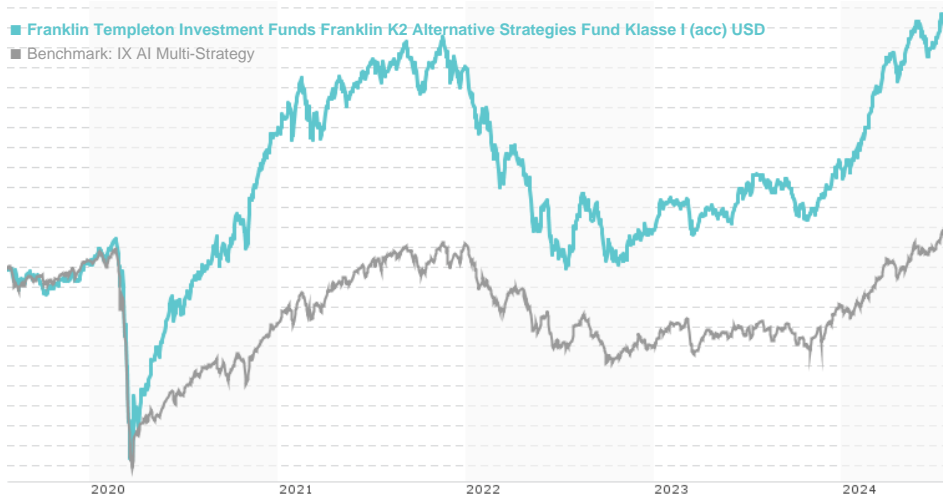


Franklin Templeton Investment Funds Franklin K2 Alternative Strategies Fund Klasse I (acc) USD / LU1093756838 /

Last 07/23/2024 ¹	Region	Branch	Type of yield	Type
13.50 USD	Worldwide	AI Hedgefonds Multi Strategies	reinvestment	Alternative Investm.



Risk key figures

SRI	1	2	3	4	5	6	7
Mountain-View Funds Rating ²	EDA ³						
	-						

Yearly Performance

2023	+3.10%
2022	-7.41%
2021	+2.80%
2020	+6.89%
2019	+7.21%

Master data		Conditions		Other figures	
Fund type	Single fund	Issue surcharge	0.00%	Minimum investment	USD 5,000,000.00
Category	Alternative Investments	Planned administr. fee	0.00%	Savings plan	-
Sub category	AI Hedgefonds Multi Strategies	Deposit fees	0.14%	UCITS / OGAW	Yes
Fund domicile	Luxembourg	Redemption charge	0.00%	Performance fee	0.00%
Tranch volume	(06/28/2024) USD 111.14 mill.	Ongoing charges	-	Redeployment fee	0.00%
Total volume	(06/28/2024) USD 636.85 mill.	Dividends		Investment company	
Launch date	10/15/2014	Franklin Templeton			
KESt report funds	Yes	Schottenring 16, 2.OG, 1010, Wien			
Business year start	01.07.	Austria			
Sustainability type	-	https://www.franklintempleton.at			
Fund manager	Brooks Ritchey, Robert Christian, Anthony M Zanolla				

Performance	1M	6M	YTD	1Y	2Y	3Y	5Y	Since start
Performance	+1.05%	+6.55%	+6.89%	+7.31%	+11.20%	+1.73%	+12.41%	+38.04%
Performance p.a.	-	-	-	+7.31%	+5.46%	+0.57%	+2.36%	+3.35%
Sharpe ratio	3.44	3.16	2.85	1.23	0.57	-0.87	-0.30	-0.09
Volatility	3.00%	3.13%	3.17%	2.95%	3.08%	3.61%	4.44%	4.05%
Worst month	-	-1.04%	-1.04%	-1.04%	-2.19%	-2.42%	-6.21%	-6.21%
Best month	-	2.44%	2.44%	2.44%	2.44%	2.44%	3.95%	3.95%
Maximum loss	-0.66%	-1.55%	-1.55%	-2.15%	-3.45%	-10.43%	-11.15%	-

Distribution permission

Austria, Germany, Switzerland

¹ Important note on update status: The displayed date refers exclusively to the calculation of the NAV.

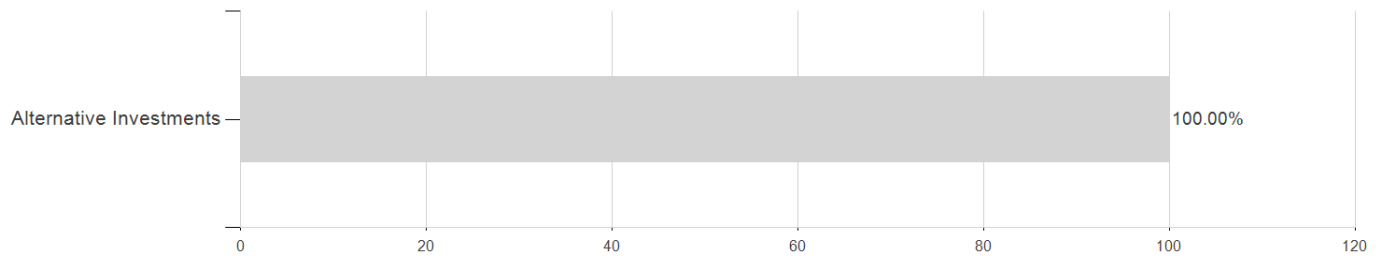
² The Mountain-View Data Fund Rating calculates a comparative ranking for funds using yield, volatility and trend data. For more information visit [MVD Funds Rating](#)

³ Displays the Ethical-Dynamical Ratio calculated according to standard criteria. The maximum value is 100. For more information visit [EDA](#)

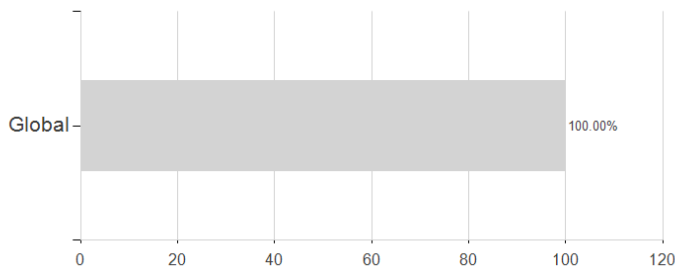
Franklin Templeton Investment Funds Franklin K2 Alternative Strategies Fund Klasse I (acc) USD / LU1093756838 /

Assessment Structure

Assets



Countries



Largest positions

