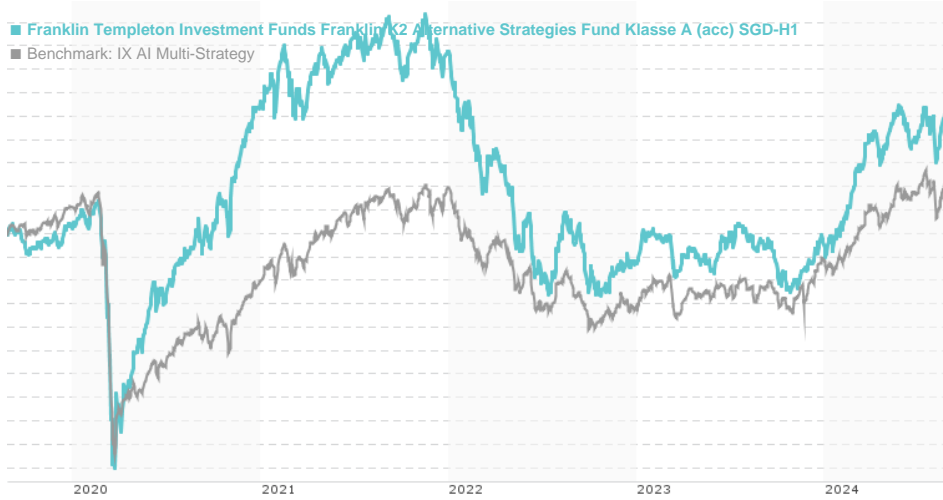


Franklin Templeton Investment Funds Franklin K2 Alternative Strategies Fund Klasse A (acc) SGD-H1 /

Last 08/26/2024 ¹	Region	Branch	Type of yield	Type
11.98 SGD	Worldwide	AI Hedgefonds Multi Strategies	reinvestment	Alternative Investm.



Risk key figures

SRI	1	2	3	4	5	6	7
Mountain-View Funds Rating ²	EDA ³						
	-						

Yearly Performance

2023	+0.89%
2022	-8.37%
2021	+1.99%
2020	+5.42%
2019	+5.63%

Master data		Conditions		Other figures	
Fund type	Single fund	Issue surcharge	5.75%	Minimum investment	USD 1,000.00
Category	Alternative Investments	Planned administr. fee	0.00%	Savings plan	-
Sub category	AI Hedgefonds Multi Strategies	Deposit fees	0.14%	UCITS / OGAW	Yes
Fund domicile	Luxembourg	Redemption charge	0.00%	Performance fee	0.00%
Tranch volume	(07/31/2024) USD 0.680 mill.	Ongoing charges	-	Redeployment fee	0.00%
Total volume	(07/31/2024) USD 647.70 mill.	Dividends		Investment company	
Launch date	10/15/2014	Franklin Templeton			
KESt report funds	No	Schottenring 16, 2.OG, 1010, Wien			
Business year start	01.07.	Austria			
Sustainability type	-	https://www.franklintempleton.at			
Fund manager	Brooks Ritchey, Robert Christian, Anthony M Zanolla				

Performance	1M	6M	YTD	1Y	2Y	3Y	5Y	Since start
Performance	+0.17%	+3.01%	+5.37%	+5.37%	+4.81%	-3.23%	+5.18%	+22.62%
Performance p.a.	-	-	-	+5.38%	+2.37%	-1.09%	+1.01%	+2.09%
Sharpe ratio	-0.29	0.73	1.37	0.56	-0.36	-1.24	-0.56	-0.35
Volatility	5.26%	3.59%	3.56%	3.35%	3.15%	3.71%	4.44%	4.05%
Worst month	-	-1.25%	-1.25%	-1.25%	-2.28%	-2.53%	-6.46%	-6.46%
Best month	-	2.19%	2.19%	2.19%	2.19%	2.19%	3.86%	3.86%
Maximum loss	-1.92%	-2.33%	-2.33%	-2.33%	-3.05%	-10.98%	-11.31%	-

Distribution permission

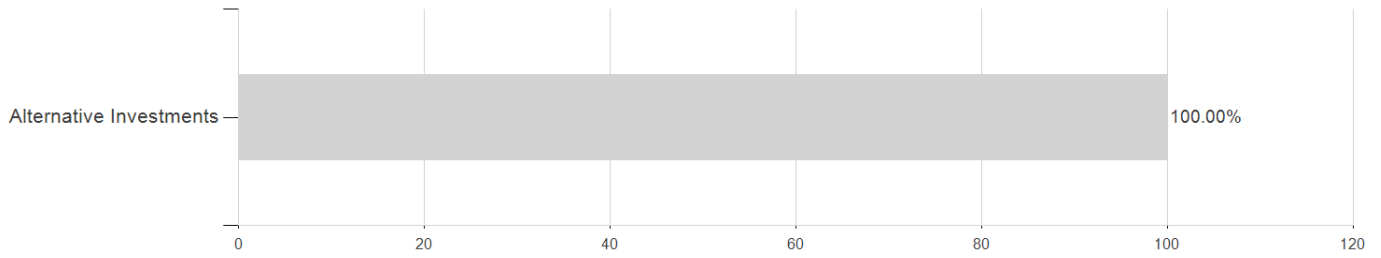
Austria, Germany, Switzerland

1 Important note on update status: The displayed date refers exclusively to the calculation of the NAV.
 2 The Mountain-View Data Fund Rating calculates a comparative ranking for funds using yield, volatility and trend data. For more information visit [MVD Funds Rating](#)
 3 Displays the Ethical-Dynamical Ratio calculated according to standard criteria. The maximum value is 100. For more information visit [EDA](#)

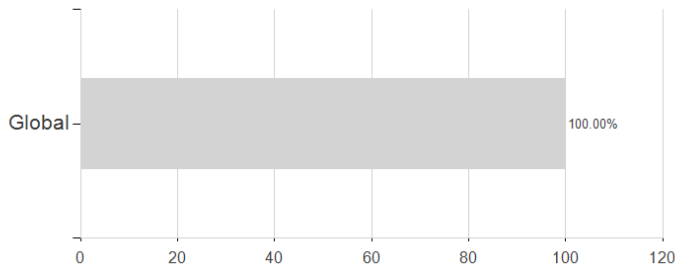
Franklin Templeton Investment Funds Franklin K2 Alternative Strategies Fund Klasse A (acc) SGD-H1 /

Assessment Structure

Assets



Countries



Largest positions

