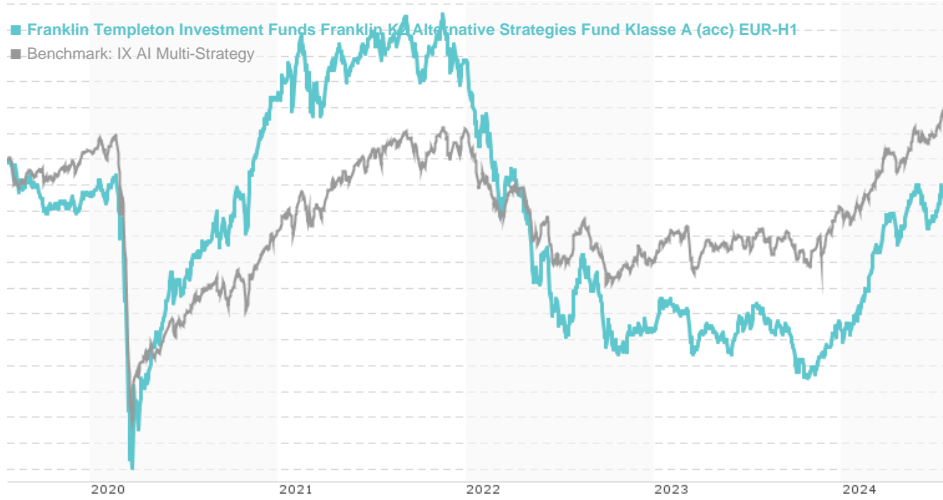


Franklin Templeton Investment Funds Franklin K2 Alternative Strategies Fund Klasse A (acc) EUR-H1 /

Last 07/23/2024 ¹	Region	Branch	Type of yield	Type
10.48 EUR	Worldwide	AI Hedgefonds Multi Strategies	reinvestment	Alternative Investm.



Risk key figures

SRI	1	2	3	4	5	6	7
Mountain-View Funds Rating ²	EDA ³						
	-						

Yearly Performance

2023	+0.10%
2022	-10.05%
2021	+1.19%
2020	+4.10%
2019	+3.15%

Master data		Conditions		Other figures	
Fund type	Single fund	Issue surcharge	5.75%	Minimum investment	USD 1,000.00
Category	Alternative Investments	Planned administr. fee	0.00%	Savings plan	-
Sub category	AI Hedgefonds Multi Strategies	Deposit fees	0.14%	UCITS / OGAW	Yes
Fund domicile	Luxembourg	Redemption charge	0.00%	Performance fee	0.00%
Tranch volume	(06/28/2024) USD 74.84 mill.	Ongoing charges	-	Redeployment fee	0.00%
Total volume	(06/28/2024) USD 636.85 mill.	Dividends		Investment company	
Launch date	10/15/2014	Franklin Templeton			
KESt report funds	Yes	Schottenring 16, 2.OG, 1010, Wien			
Business year start	01.07.	Austria			
Sustainability type	-	https://www.franklintempleton.at			
Fund manager	Brooks Ritchey, Robert Christian, Anthony M Zanolla				

Performance	1M	6M	YTD	1Y	2Y	3Y	5Y	Since start
Performance	+0.87%	+5.22%	+5.43%	+4.49%	+4.90%	-6.01%	-1.41%	+7.27%
Performance p.a.	-	-	-	+4.49%	+2.43%	-2.04%	-0.28%	+0.72%
Sharpe ratio	2.60	2.25	1.99	0.27	-0.42	-1.60	-0.91	-0.74
Volatility	2.99%	3.13%	3.15%	2.94%	3.01%	3.60%	4.39%	4.05%
Worst month	-	-1.24%	-1.24%	-1.24%	-2.47%	-2.74%	-6.60%	-6.60%
Best month	-	2.21%	2.21%	2.21%	2.21%	2.21%	3.87%	3.87%
Maximum loss	-0.76%	-1.71%	-1.71%	-2.99%	-4.98%	-13.36%	-13.36%	-

Distribution permission

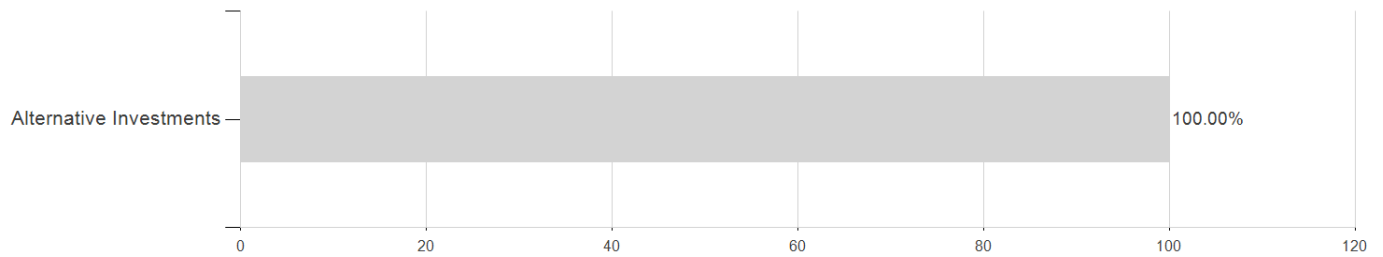
Austria, Germany, Switzerland

¹ Important note on update status: The displayed date refers exclusively to the calculation of the NAV.
² The Mountain-View Data Fund Rating calculates a comparative ranking for funds using yield, volatility and trend data. For more information visit [MVD Funds Rating](#)
³ Displays the Ethical-Dynamical Ratio calculated according to standard criteria. The maximum value is 100. For more information visit [EDA](#)

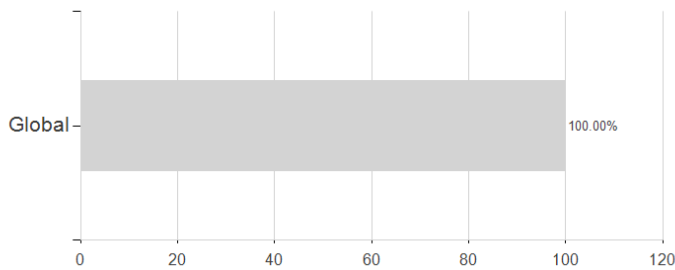
Franklin Templeton Investment Funds Franklin K2 Alternative Strategies Fund Klasse A (acc) EUR-H1 /

Assessment Structure

Assets



Countries



Largest positions

