

Asian Bond Opportunities UI - Anteilkasse R EUR Dist. / LU0987307294 / A1XABM / Universal-Inv. (LU)

| | | | | |
|------------------------------|--------------|--------------|-----------------|-------------------|
| Last 07/22/2024 ¹ | Region | Branch | Type of yield | Type |
| 79.64 EUR | Asia/Pacific | Bonds: Mixed | paying dividend | Fixed-Income Fund |



Risk key figures

| | | | | | | | | |
|---|---|---|---|---|---|---|------------------|----|
| SRI | 1 | 2 | 3 | 4 | 5 | 6 | 7 | |
| Mountain-View Funds Rating ² | | | | | | | EDA ³ | 76 |

Yearly Performance

| | |
|------|---------|
| 2023 | +6.26% |
| 2022 | -11.76% |
| 2021 | -0.70% |
| 2020 | +1.24% |
| 2019 | +6.11% |

| Master data | | Conditions | | Other figures | |
|---------------------|------------------------------|------------------------|----------|---|-------|
| Fund type | Single fund | Issue surcharge | 3.00% | Minimum investment | UNT 0 |
| Category | Bonds | Planned administr. fee | 0.00% | Savings plan | - |
| Sub category | Bonds: Mixed | Deposit fees | 0.27% | UCITS / OGAW | Yes |
| Fund domicile | Luxembourg | Redemption charge | 0.00% | Performance fee | 0.00% |
| Tranch volume | (07/22/2024) EUR 0.116 mill. | Ongoing charges | - | Redeployment fee | 0.00% |
| Total volume | (07/22/2024) EUR 21.75 mill. | Dividends | | Investment company | |
| Launch date | 10/1/2014 | 22.07.2024 | 2.20 EUR | Universal-Inv. (LU) | |
| KESt report funds | Yes | 27.07.2021 | 3.16 EUR | 15, rue de Flaxweiler, 6776, Grevenmacher | |
| Business year start | 01.07. | 01.02.2021 | 2.85 EUR | Luxembourg | |
| Sustainability type | - | 06.08.2019 | 2.75 EUR | https://www.universal-investment.com | |
| Fund manager | - | 17.10.2017 | 2.31 EUR | | |

| Performance | 1M | 6M | YTD | 1Y | 2Y | 3Y | 5Y | Since start |
|------------------|--------|--------|--------|--------|---------|---------|---------|-------------|
| Performance | +0.48% | +4.10% | +4.76% | +9.43% | +12.39% | -3.84% | -1.27% | -1.35% |
| Performance p.a. | - | - | - | +9.45% | +6.00% | -1.30% | -0.25% | -0.14% |
| Sharpe ratio | 0.97 | 2.22 | 2.35 | 2.64 | 0.74 | -1.47 | -1.05 | -1.22 |
| Volatility | 2.80% | 2.11% | 2.15% | 2.18% | 3.12% | 3.41% | 3.75% | 3.15% |
| Worst month | - | -0.31% | -0.31% | -0.31% | -3.36% | -3.79% | -10.93% | -10.93% |
| Best month | - | 1.10% | 1.30% | 2.53% | 4.79% | 4.79% | 4.79% | 4.79% |
| Maximum loss | -0.71% | -0.75% | -0.75% | -0.98% | -7.71% | -19.47% | -20.05% | - |

Distribution permission

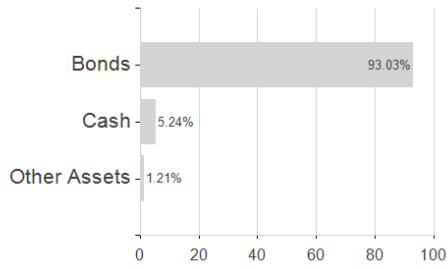
Austria, Germany

1 Important note on update status: The displayed date refers exclusively to the calculation of the NAV.
 2 The Mountain-View Data Fund Rating calculates a comparative ranking for funds using yield, volatility and trend data. For more information visit [MVD Funds Rating](#)
 3 Displays the Ethical-Dynamical Ratio calculated according to standard criteria. The maximum value is 100. For more information visit [EDA](#)

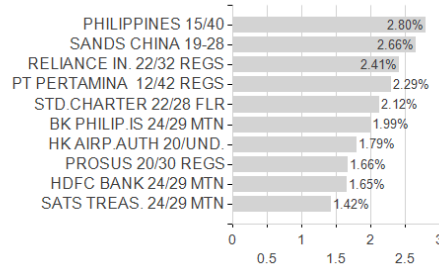
Asian Bond Opportunities UI - Anteilklasse R EUR Dist. / LU0987307294 / A1XABM / Universal-Inv. (LU)

Assessment Structure

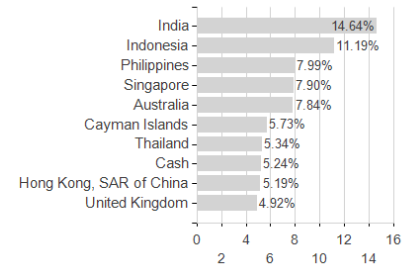
Assets



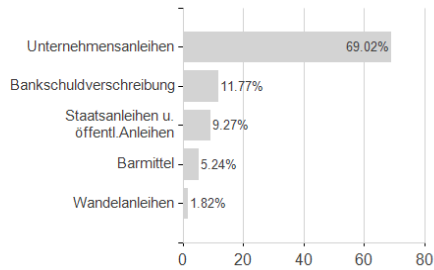
Largest positions



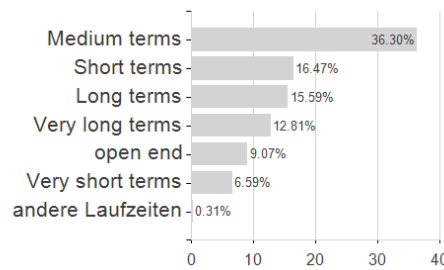
Countries



Issuer



Duration



Currencies

