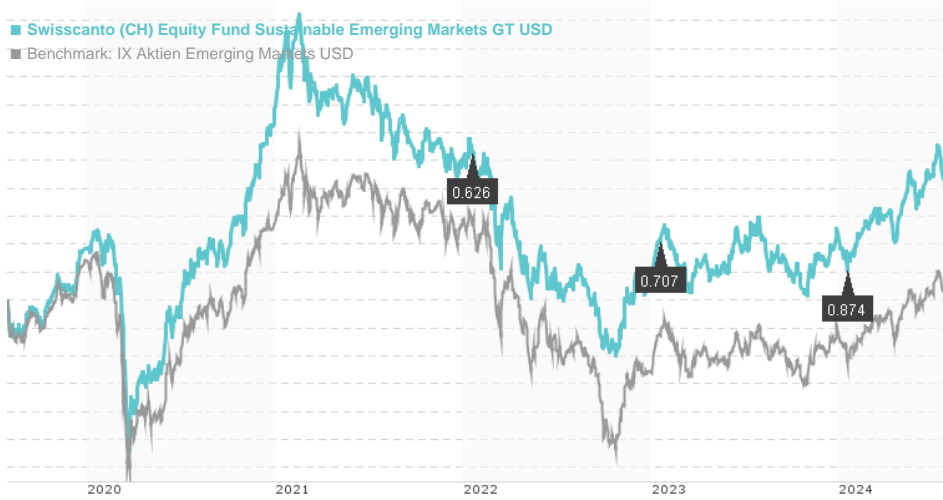


Swisscanto (CH) Equity Fund Sustainable Emerging Markets GT USD / CH0192250600 / A1XCL9 / Swisscanto Fondsl.

Last 07/26/2024 ¹	Region	Branch	Type of yield	Type
140.36 USD	Emerging Markets	Mixed Sectors	reinvestment	Equity Fund



Risk key figures

SRI	1	2	3	4	5	6	7
Mountain-View Funds Rating ²	EDA ³						
	88						

Yearly Performance

2023	+9.88%
2022	-18.41%
2021	-7.04%
2020	+23.38%
2019	+23.26%

Master data		Conditions		Other figures	
Fund type	Single fund	Issue surcharge	5.00%	Minimum investment	UNT 0
Category	Equity	Planned administr. fee	0.00%	Savings plan	-
Sub category	Mixed Sectors	Deposit fees	0.00%	UCITS / OGAW	-
Fund domicile	Switzerland	Redemption charge	0.00%	Performance fee	0.00%
Tranch volume	(07/26/2024) USD 0.737 mill.	Ongoing charges	-	Redeployment fee	0.00%
Total volume	(07/26/2024) USD 537.03 mill.	Dividends		Investment company	
Launch date	7/1/2013	17.01.2024	0.87 USD	Swisscanto Fondsl.	
KESt report funds	Yes	18.01.2023	0.71 USD	Bahnhofstraße 9, 8001, Zürich	
Business year start	01.10.	18.01.2022	0.63 USD	Switzerland	
Sustainability type	Ethics/ecology	12.01.2021	1.00 USD	https://www.swisscanto.ch	
Fund manager	Zürcher Kantonalbank	14.01.2020	0.66 USD		

Performance	1M	6M	YTD	1Y	2Y	3Y	5Y	Since start
Performance	-1.68%	+11.13%	+7.23%	+6.02%	+16.95%	-9.06%	+20.30%	+40.47%
Performance p.a.	-	-	-	+6.01%	+8.13%	-3.11%	+3.76%	+3.13%
Sharpe ratio	-1.95	1.58	0.74	0.17	0.30	-0.42	0.00	-0.03
Volatility	11.44%	12.60%	12.91%	13.39%	14.77%	16.36%	18.15%	16.11%
Worst month	-	-3.76%	-3.76%	-6.12%	-10.59%	-10.59%	-18.70%	-18.70%
Best month	-	5.11%	5.11%	6.46%	12.37%	12.37%	12.37%	12.37%
Maximum loss	-5.84%	-5.84%	-5.84%	-12.25%	-15.30%	-33.24%	-40.38%	-

Distribution permission

Switzerland

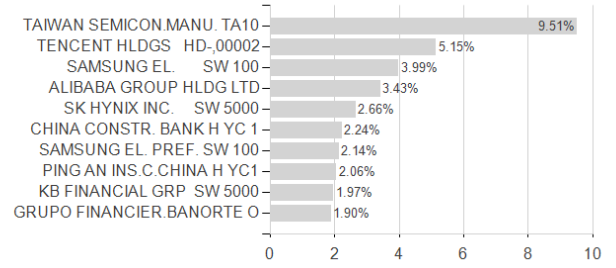
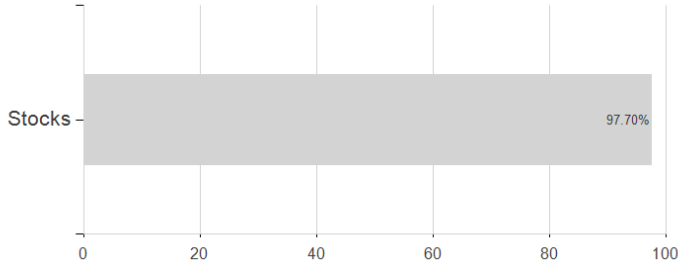
¹ Important note on update status: The displayed date refers exclusively to the calculation of the NAV.
² The Mountain-View Data Fund Rating calculates a comparative ranking for funds using yield, volatility and trend data. For more information visit [MVD Funds Rating](#)
³ Displays the Ethical-Dynamical Ratio calculated according to standard criteria. The maximum value is 100. For more information visit [EDA](#)

Swisscanto (CH) Equity Fund Sustainable Emerging Markets GT USD / CH0192250600 / A1XCL9 / Swisscanto Fondsl.

Assessment Structure

Assets

Largest positions



Countries

Branches

Currencies

