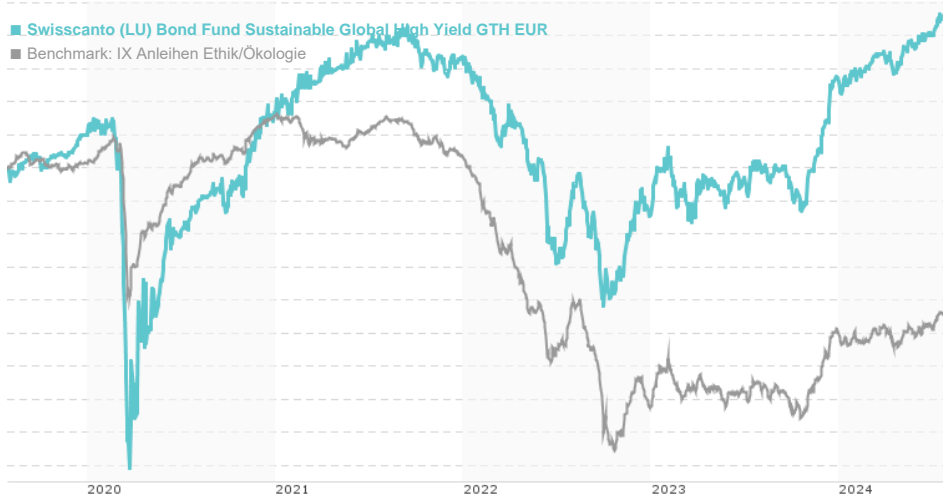


Swisscanto (LU) Bond Fund Sustainable Global High Yield GTH EUR / LU0899938574 / A1XEWV / Swisscanto AM Int.

|                              |           |                 |               |                   |
|------------------------------|-----------|-----------------|---------------|-------------------|
| Last 07/18/2024 <sup>1</sup> | Region    | Branch          | Type of yield | Type              |
| 121.23 EUR                   | Worldwide | Corporate Bonds | reinvestment  | Fixed-Income Fund |



Risk key figures

|   |                  |   |   |   |   |   |   |
|---|------------------|---|---|---|---|---|---|
| SRI                                     | 1                | 2 | 3 | 4 | 5 | 6 | 7 |
| Mountain-View Funds Rating <sup>2</sup> | EDA <sup>3</sup> |   |   |   |   |   |   |
|   | 78               |   |   |   |   |   |   |

Yearly Performance

|      |        |
|------|--------|
| 2023 | +8.53% |
| 2022 | -8.94% |
| 2021 | +3.21% |
| 2020 | +1.36% |
| 2019 | +6.30% |

| Master data         |                              | Conditions                           |       | Other figures             |       |
|---------------------|------------------------------|--------------------------------------|-------|---------------------------|-------|
| Fund type           | Single fund                  | Issue surcharge                      | 3.00% | Minimum investment        | UNT 0 |
| Category            | Bonds                        | Planned administr. fee               | 0.00% | Savings plan              | -     |
| Sub category        | Corporate Bonds              | Deposit fees                         | 0.00% | UCITS / OGAW              | Yes   |
| Fund domicile       | Luxembourg                   | Redemption charge                    | 0.00% | Performance fee           | 0.00% |
| Tranch volume       | (07/18/2024) EUR 0.086 mill. | Ongoing charges                      | -     | Redeployment fee          | 0.00% |
| Total volume        | (07/26/2024) EUR 52.38 mill. | <b>Dividends</b>                     |       | <b>Investment company</b> |       |
| Launch date         | 7/1/2013                     | Swisscanto AM Int.                   |       |                           |       |
| KESt report funds   | Yes                          | Rue de Bitbourg 19, 1273, Luxembourg |       |                           |       |
| Business year start | 01.02.                       | Luxembourg                           |       |                           |       |
| Sustainability type | Ethics/ecology               | https://www.swisscanto.lu            |       |                           |       |
| Fund manager        | Zürcher Kantonalbank         |                                      |       |                           |       |

| Performance      | 1M     | 6M     | YTD    | 1Y     | 2Y      | 3Y      | 5Y      | Since start |
|------------------|--------|--------|--------|--------|---------|---------|---------|-------------|
| Performance      | +0.95% | +3.74% | +3.39% | +8.97% | +14.47% | +1.46%  | +9.09%  | +16.30%     |
| Performance p.a. | -      | -      | -      | +8.95% | +6.98%  | +0.48%  | +1.75%  | +1.55%      |
| Sharpe ratio     | 4.14   | 1.29   | 0.85   | 1.42   | 0.62    | -0.60   | -0.23   | -0.33       |
| Volatility       | 2.06%  | 3.06%  | 3.14%  | 3.73%  | 5.31%   | 5.36%   | 8.42%   | 6.44%       |
| Worst month      | -      | -0.71% | -0.71% | -1.10% | -4.86%  | -6.19%  | -14.40% | -14.40%     |
| Best month       | -      | 1.08%  | 3.38%  | 3.95%  | 3.95%   | 3.95%   | 5.69%   | 5.69%       |
| Maximum loss     | -0.22% | -1.24% | -1.24% | -3.03% | -8.00%  | -15.52% | -20.55% | -           |

Distribution permission

Austria, Germany, Switzerland

1 Important note on update status: The displayed date refers exclusively to the calculation of the NAV.

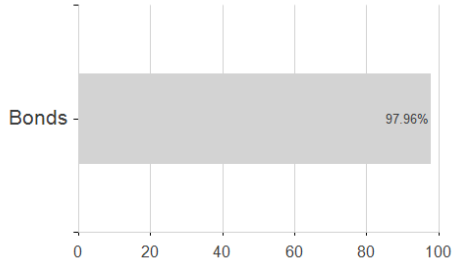
2 The Mountain-View Data Fund Rating calculates a comparative ranking for funds using yield, volatility and trend data. For more information visit [MVD Funds Rating](#)

3 Displays the Ethical-Dynamical Ratio calculated according to standard criteria. The maximum value is 100. For more information visit [EDA](#)

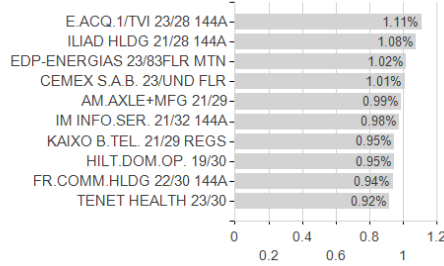
**Swisscanto (LU) Bond Fund Sustainable Global High Yield GTH EUR / LU0899938574 / A1XEWV / Swisscanto AM Int.**

Assessment Structure

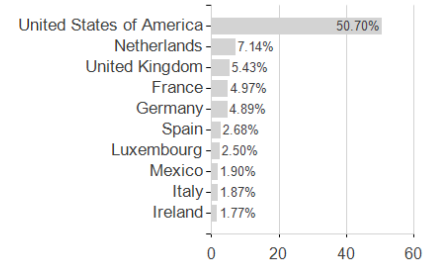
Assets



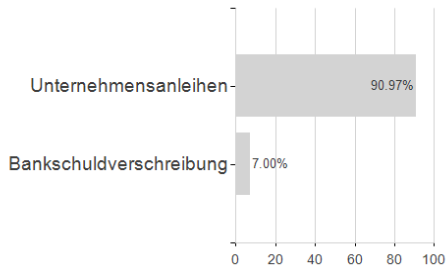
Largest positions



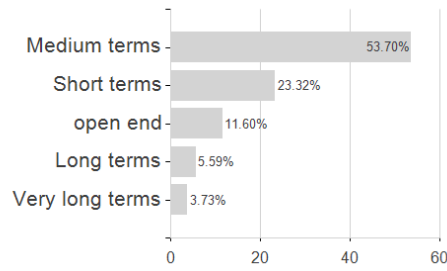
Countries



Issuer



Duration



Currencies

