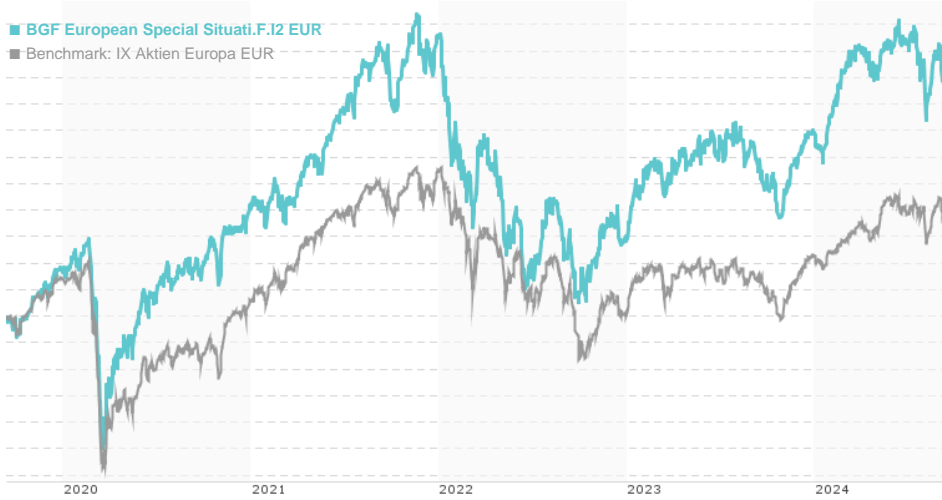


BGF European Special Situati.F.I2 EUR / LU0369584999 / A0Q56Y / BlackRock (LU)

Last 09/12/2024 ¹	Region	Branch	Type of yield	Type
20.16 EUR	Europe	Mixed Sectors	reinvestment	Equity Fund



Risk key figures

SRI	1	2	3	4	5	6	7
Mountain-View Funds Rating ²	EDA ³						
	78						

Yearly Performance

2023	+18.15%
2022	-25.18%
2021	+26.98%
2020	+11.08%
2019	+39.35%

Master data		Conditions		Other figures	
Fund type	Single fund	Issue surcharge	0.00%	Minimum investment	USD 10,000,000.00
Category	Equity	Planned administr. fee	0.00%	Savings plan	-
Sub category	Mixed Sectors	Deposit fees	0.45%	UCITS / OGAW	Yes
Fund domicile	Luxembourg	Redemption charge	0.00%	Performance fee	0.00%
Tranch volume	-	Ongoing charges	-	Redeployment fee	0.00%
Total volume	(05/02/2023) EUR 1,232.27 mill.	Dividends		Investment company	
Launch date	6/20/2008	BlackRock (LU)			
KEST report funds	Yes	35a Avenue JF Kennedy, 1855, Luxembourg			
Business year start	01.09.	Luxembourg			
Sustainability type	-	https://www.blackrock.com			
Fund manager	Stefan Gries				

Performance	1M	6M	YTD	1Y	2Y	3Y	5Y	Since start
Performance	+2.70%	-2.09%	+7.92%	+13.64%	+25.30%	-2.61%	+46.51%	+101.60%
Performance p.a.	-	-	-	+13.60%	+11.92%	-0.88%	+7.93%	+7.08%
Sharpe ratio	2.29	-0.49	0.55	0.72	0.53	-0.23	0.23	0.24
Volatility	14.60%	15.50%	14.66%	14.21%	15.87%	19.12%	19.79%	15.38%
Worst month	-	-3.68%	-3.68%	-5.25%	-8.45%	-12.68%	-12.68%	-12.68%
Best month	-	3.26%	6.08%	8.31%	8.31%	13.27%	13.27%	13.27%
Maximum loss	-5.30%	-12.11%	-12.11%	-12.11%	-13.09%	-34.49%	-34.49%	-

Distribution permission

Austria, Germany, Switzerland, United Kingdom, Czech Republic

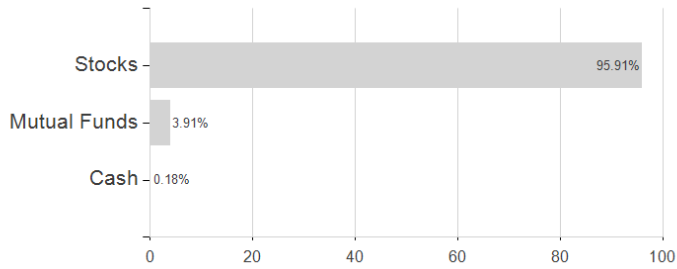
¹ Important note on update status: The displayed date refers exclusively to the calculation of the NAV.
² The Mountain-View Data Fund Rating calculates a comparative ranking for funds using yield, volatility and trend data. For more information visit [MVD Funds Rating](#)

BGF European Special Situati.F.I2 EUR / LU0369584999 / A0Q56Y / BlackRock (LU)

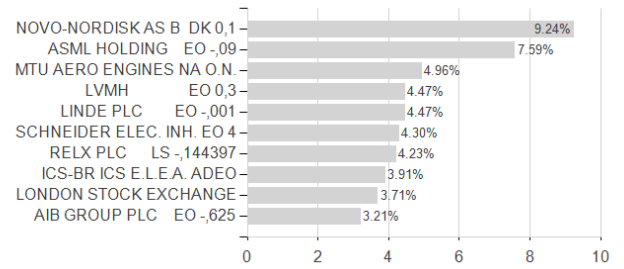
3 Displays the Ethical-Dynamical Ratio calculated according to standard criteria. The maximum value is 100. For more information visit [EDA](#)

Assessment Structure

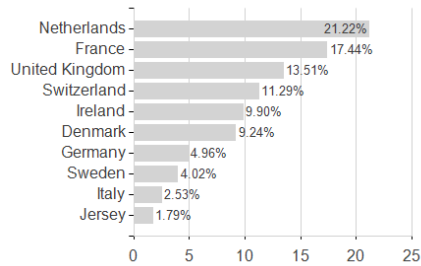
Assets



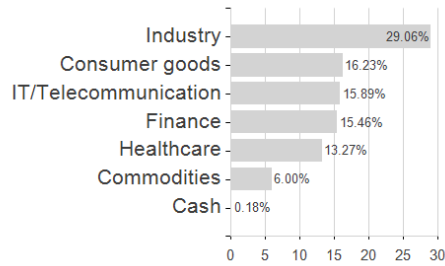
Largest positions



Countries



Branches



Currencies

