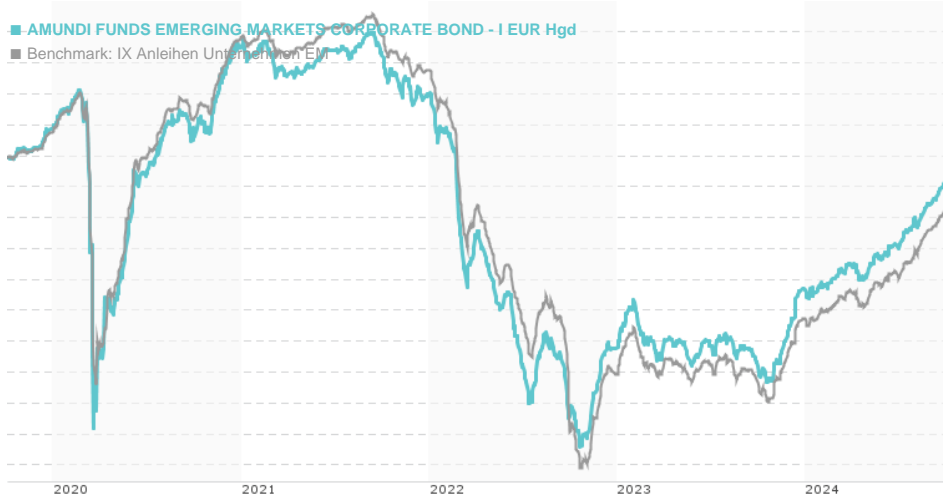


AMUNDI FUNDS EMERGING MARKETS CORPORATE BOND - I EUR Hgd / LU0755947800 / A1KA3W / Amundi

Last 10/02/2024 ¹	Region	Branch	Type of yield	Type
921.94 EUR	Emerging Markets	Corporate Bonds	reinvestment	Fixed-Income Fund



Risk key figures

SRI	1	2	3	4	5	6	7
Mountain-View Funds Rating ²	EDA ³						
	77						

Yearly Performance

2023	+4.46%
2022	-15.79%
2021	-2.89%
2020	+5.26%
2019	+11.00%

Master data		Conditions		Other figures	
Fund type	Single fund	Issue surcharge	0.00%	Minimum investment	EUR 5,000,000.00
Category	Bonds	Planned administr. fee	0.00%	Savings plan	-
Sub category	Corporate Bonds	Deposit fees	0.00%	UCITS / OGAW	Yes
Fund domicile	Luxembourg	Redemption charge	0.00%	Performance fee	20.00%
Tranch volume	(10/02/2024) USD 62.39 mill.	Ongoing charges	-	Redeployment fee	0.00%
Total volume	(10/02/2024) USD 397.25 mill.	Dividends		Investment company	
Launch date	4/13/2012	Amundi Luxembourg			
KESt report funds	Yes	5 allée Scheffer, L-2520, Luxembourg			
Business year start	01.07.	Luxembourg			
Sustainability type	-	https://www.amundi.lu			
Fund manager	Vydrine Maxim, Andriy Boychuk, Jing Nie				

Performance	1M	6M	YTD	1Y	2Y	3Y	5Y	Since start
Performance	+1.56%	+6.01%	+7.60%	+13.92%	+18.09%	-7.48%	-1.33%	+19.77%
Performance p.a.	-	-	-	+13.88%	+8.67%	-2.56%	-0.27%	+1.54%
Sharpe ratio	15.76	4.06	3.15	3.95	1.69	-1.42	-0.54	-0.36
Volatility	1.11%	2.24%	2.22%	2.70%	3.22%	4.09%	6.46%	4.80%
Worst month	-	-0.93%	-0.93%	-1.34%	-2.01%	-5.47%	-14.45%	-14.45%
Best month	-	1.87%	3.07%	3.79%	5.15%	5.15%	5.47%	5.47%
Maximum loss	-0.09%	-1.09%	-1.15%	-1.17%	-5.84%	-23.64%	-24.79%	-

Distribution permission

Austria, Germany, Switzerland, United Kingdom, Luxembourg, Czech Republic

¹ Important note on update status: The displayed date refers exclusively to the calculation of the NAV.

² The Mountain-View Data Fund Rating calculates a comparative ranking for funds using yield, volatility and trend data. For more information visit [MVD Funds Rating](#)

³ Displays the Ethical-Dynamical Ratio calculated according to standard criteria. The maximum value is 100. For more information visit [EDA](#)

DISCLAIMER: The information on this page are for informational purposes only and should neither an offer to sell nor a solicitation for the purchase of the security or recommendation in favor of the security to be understood. baha GmbH assumes no liability despite thorough searches for the accuracy of the data.

Funds data from: www.mountain-view.com. Fact Sheet created by: www.baha.com

AMUNDI FUNDS EMERGING MARKETS CORPORATE BOND - I EUR Hgd / LU0755947800 / A1KA3W / Amundi

Investment strategy

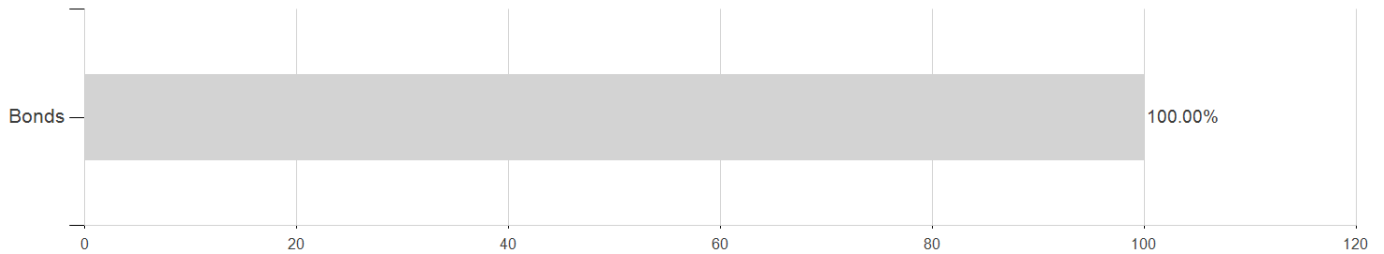
The Sub-Fund is actively managed by reference to and seeks to outperform the CEMBI Broad Diversified Index. The Sub-Fund is mainly exposed to the issuers of the Benchmark, however, the management of the Sub-Fund is discretionary, and will be exposed to issuers not included in the Benchmark. The Sub-Fund monitors risk exposure in relation to the Benchmark however the extent of deviation from the Benchmark is expected to be material. Further, the Sub-Fund has designated the benchmark as a reference benchmark for the purpose of the Disclosure Regulation. The Benchmark is a broad market index, which does not assess or include constituents according to environmental characteristics, and therefore is not aligned with the environmental characteristics promoted by the Sub-Fund.

Investment goal

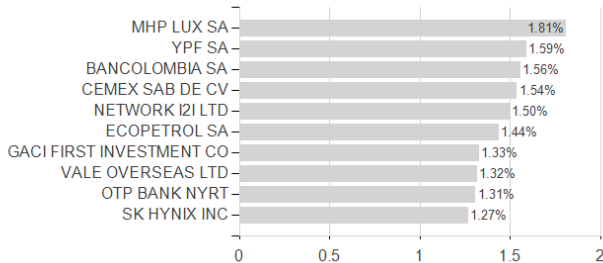
The Sub-Fund is a financial product that promotes ESG characteristics pursuant to Article 8 of the Disclosure Regulation. To achieve a combination of income and capital growth (total return). The Sub-Fund invests at least 67% of net assets in bonds that are denominated in euro, pound sterling, US dollar or Japanese yen, and are issued by companies that are headquartered, or do substantial business, in an emerging country, Hong Kong or Singapore. There are no rating constraints on these investments. The Sub-Fund may also invest in other types of bonds, money market instruments, deposits, up to 25% in convertible bonds, up to 20% in ABS/MBS, up to 10% each in equities and equity-linked instruments, UCITS/UCIs, distressed securities or contingent convertible bonds. The Sub-Fund makes use of derivatives to reduce various risks, for efficient portfolio management and as a way to gain exposure (long or short) to various assets, markets or other investment opportunities (including derivatives which focus on credit). The Sub-Fund may use credit derivatives (up to 40% of net assets).

Assessment Structure

Assets



Largest positions



Countries

