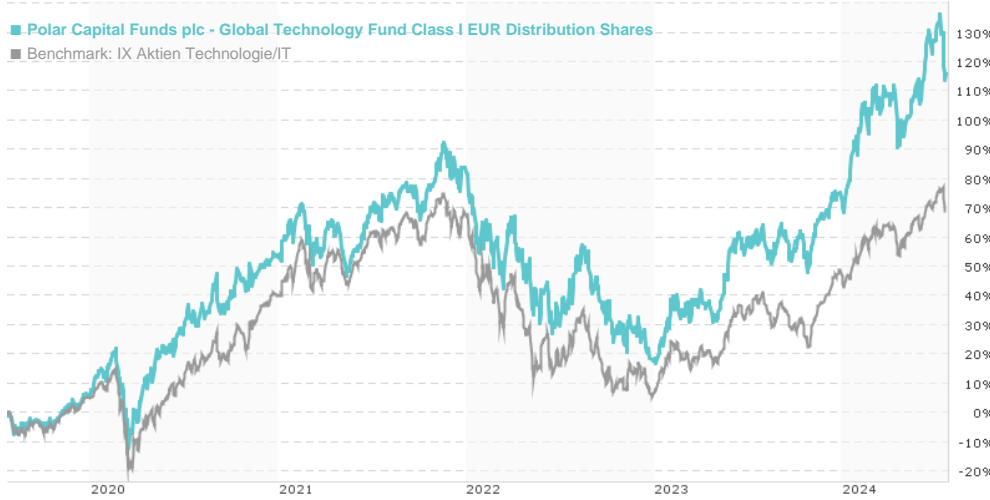


Polar Capital Funds plc - Global Technology Fund Class I EUR Distribution Shares / IE00B42N9S52 / A0YB0J / Polar

Last 07/22/2024 ¹	Region	Branch	Type of yield	Type
100.48 EUR	Worldwide	Sector Technology	paying dividend	Equity Fund



Risk key figures

SRI	1	2	3	4	5	6	7	
Mountain-View Funds Rating ²							EDA ³	78

Yearly Performance

2023	+48.64%
2022	-35.35%
2021	+18.43%
2020	+45.99%
2019	+41.11%

Master data		Conditions		Other figures	
Fund type	Single fund	Issue surcharge	5.00%	Minimum investment	USD 1,000,000.00
Category	Equity	Planned administr. fee	0.00%	Savings plan	-
Sub category	Sector Technology	Deposit fees	0.00%	UCITS / OGAW	Yes
Fund domicile	Ireland	Redemption charge	0.00%	Performance fee	10.00%
Tranch volume	(07/22/2024) USD 3,383.05 mill.	Ongoing charges	-	Redeployment fee	0.00%
Total volume	-	Dividends		Investment company	
Launch date	9/4/2009	Polar Capital			
KESr report funds	Yes	16 Palace Street, SW1E 5JD, London			
Business year start	01.01.	United Kingdom			
Sustainability type	-	https://www.polarcapital.co.uk			
Fund manager	Nick Evans, Ben Rogoff, Xuesong Zhao, Fatima lu				

Performance	1M	6M	YTD	1Y	2Y	3Y	5Y	Since start
Performance	-3.02%	+14.34%	+23.29%	+36.56%	+53.50%	+26.23%	+121.32%	+1329.30%
Performance p.a.	-	-	-	+36.68%	+23.86%	+8.07%	+17.20%	+19.56%
Sharpe ratio	-1.56	1.24	1.93	1.64	0.90	0.18	0.55	0.76
Volatility	23.47%	21.94%	21.90%	20.14%	22.55%	24.87%	24.58%	20.80%
Worst month	-	-5.92%	-5.92%	-5.92%	-11.12%	-11.12%	-11.12%	-11.12%
Best month	-	10.28%	10.28%	11.26%	16.15%	16.15%	16.15%	16.15%
Maximum loss	-9.53%	-10.07%	-10.07%	-10.07%	-25.64%	-39.25%	-39.25%	-

Distribution permission

Austria, Germany, Switzerland

¹ Important note on update status: The displayed date refers exclusively to the calculation of the NAV.

² The Mountain-View Data Fund Rating calculates a comparative ranking for funds using yield, volatility and trend data. For more information visit [MVD Funds Rating](#)

DISCLAIMER: The information on this page are for informational purposes only and should neither an offer to sell nor a solicitation for the purchase of the security or recommendation in favor of the security to be understood. baha GmbH assumes no liability despite thorough searches for the accuracy of the data.

Funds data from: www.mountain-view.com. Fact Sheet created by: www.baha.com

Polar Capital Funds plc - Global Technology Fund Class I EUR Distribution Shares / IE00B42N9S52 / A0YB0J / Polar

Investment strategy

At least two-thirds of the Fund's assets are invested in technology-related companies. These may include computer software and equipment, internet software and systems, electronic technology and other technology-related companies. The Fund may have significant exposure to companies in the USA and Canada. The Fund may invest in financial derivatives (complex instruments based upon the value of underlying assets) for hedging, to reduce risk, to manage the Fund more efficiently, or to gain exposure to securities in a more efficient way. The Fund may invest in emerging markets (developing countries). The Fund is actively managed and uses the Dow Jones Global Technology Net Total Return Index (EUR) benchmark for performance comparison purposes and to calculate the performance fee. The currency of the Fund is US Dollar and the currency of this share class is Euro (EUR).

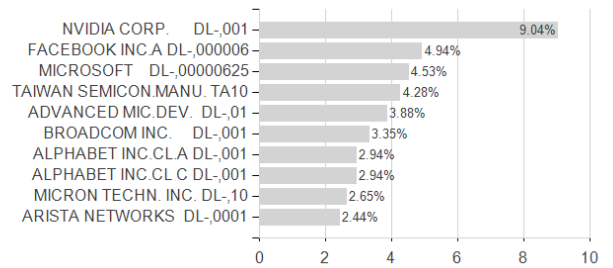
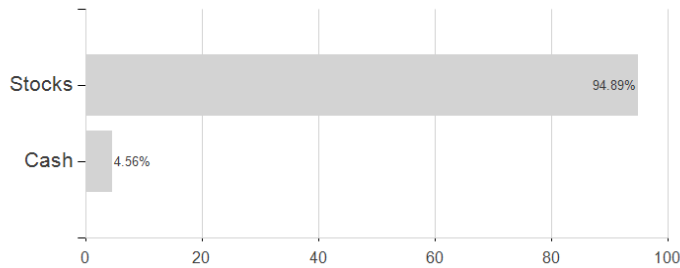
Investment goal

The objective of the Fund is to achieve long term capital appreciation by way of investing in a globally diversified portfolio of technology companies.

Assessment Structure

Assets

Largest positions



Countries

Branches

Currencies

