

**BL Equities Asia Klasse BR / LU1008594324 / A1XBE0 / BLI - Ban.d.Lux.Inv.**

Last 10/30/2024 <sup>1</sup>	Region	Branch	Type of yield	Type
113.29 USD	Asia (excl. Japan)	Mixed Sectors	reinvestment	Equity Fund



**Risk key figures**

SRI	1	2	3	4	5	6	7
-----	---	---	---	---	---	---	---

Mountain-View Funds Rating <sup>2</sup>	EDA <sup>3</sup>
▲▲▲▲▲	77

**Yearly Performance**

2023	-0.41%
2022	-17.11%
2021	-6.59%
2020	+15.10%
2019	+15.57%

Master data		Conditions		Other figures	
Fund type	Single fund	Issue surcharge	5.00%	Minimum investment	UNT 0
Category	Equity	Planned administr. fee	0.00%	Savings plan	-
Sub category	Mixed Sectors	Deposit fees	0.04%	UCITS / OGAW	Yes
Fund domicile	Luxembourg	Redemption charge	0.00%	Performance fee	0.00%
Tranch volume	(10/30/2024) USD 0.000 mill.	Ongoing charges	-	Redeployment fee	0.00%
Total volume	(10/30/2024) USD 356.04 mill.	<b>Dividends</b>		<b>Investment company</b>	
Launch date	1/30/2014	BLI - Ban.d.Lux.Inv.			
KESt report funds	Yes	14, boulevard Royal, 2449, Luxembourg			
Business year start	01.10.	Luxembourg			
Sustainability type	-	https://www.banquedeluxembourg.com			
Fund manager	Marc Erpelding, Raphaël Fürst				

Performance	1M	6M	YTD	1Y	2Y	3Y	5Y	Since start
Performance	-5.96%	+8.99%	+10.92%	+17.73%	+32.81%	-10.12%	+2.58%	+13.59%
Performance p.a.	-	-	-	+17.68%	+15.24%	-3.50%	+0.51%	+1.19%
Sharpe ratio	-2.81	0.93	0.64	0.94	0.78	-0.40	-0.16	-0.14
Volatility	19.82%	16.83%	16.14%	15.68%	15.74%	16.33%	15.99%	13.24%
Worst month	-	-5.96%	-5.96%	-5.96%	-6.89%	-10.38%	-10.38%	-11.23%
Best month	-	10.73%	10.73%	10.73%	18.75%	18.75%	18.75%	18.75%
Maximum loss	-8.10%	-9.59%	-9.59%	-9.59%	-16.51%	-33.79%	-41.26%	-

**Distribution permission**

Austria, Germany, Switzerland, Luxembourg, Czech Republic

1 Important note on update status: The displayed date refers exclusively to the calculation of the NAV.

2 The Mountain-View Data Fund Rating calculates a comparative ranking for funds using yield, volatility and trend data. For more information visit [MVD Funds Rating](#)

3 Displays the Ethical-Dynamical Ratio calculated according to standard criteria. The maximum value is 100. For more information visit [EDA](#)

**BL Equities Asia Klasse BR / LU1008594324 / A1XBE0 / BLI - Ban.d.Lux.Inv.**

**Investment strategy**

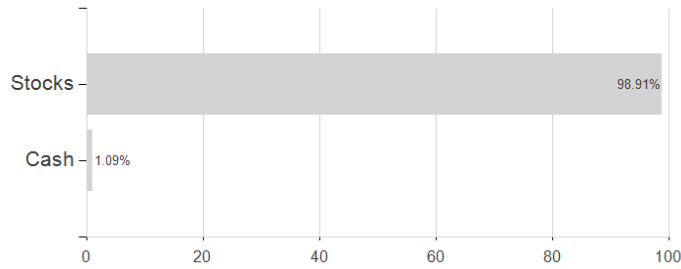
The sub-fund invests a minimum of 75% of its net assets in shares issued by companies either founded in Asia (excl. Japan) or which carry out a major part of their business activities there. A maximum of 10% of the net assets may be invested in open-ended investment funds. The sub-fund may also use derivatives in order to hedge or optimise the portfolio's exposure. The investment manager integrates and promotes sustainability factors within his investment strategy by applying non-financial data to the issuer valuation model.

**Investment goal**

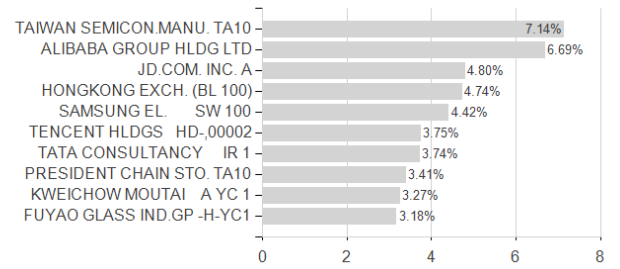
Seeking a long-term capital gain.

**Assessment Structure**

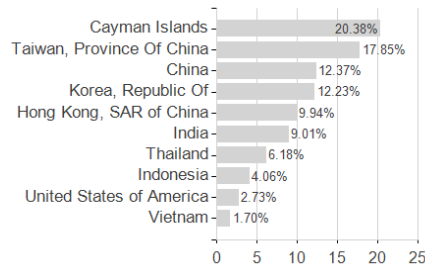
**Assets**



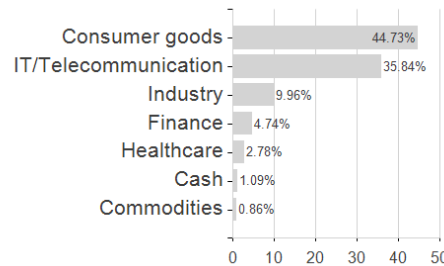
**Largest positions**



**Countries**



**Branches**



**Currencies**

