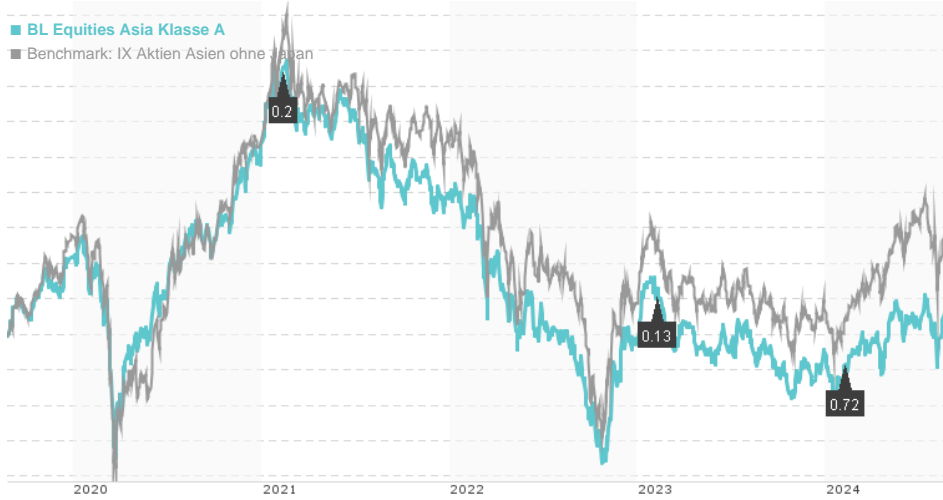


BL Equities Asia Klasse A / LU1008593862 / A1XBEW / BLI - Ban.d.Lux.Inv.

Last 08/22/2024 ¹	Region	Branch	Type of yield	Type
100.55 USD	Asia (excl. Japan)	Mixed Sectors	paying dividend	Equity Fund



Risk key figures

SRI	1	2	3	4	5	6	7
Mountain-View Funds Rating ²	EDA ³						
	76						

Yearly Performance

2023	-1.14%
2022	-17.59%
2021	-5.63%
2020	+14.55%
2019	+14.78%

Master data		Conditions		Other figures	
Fund type	Single fund	Issue surcharge	5.00%	Minimum investment	UNT 0
Category	Equity	Planned administr. fee	0.00%	Savings plan	-
Sub category	Mixed Sectors	Deposit fees	0.04%	UCITS / OGAW	Yes
Fund domicile	Luxembourg	Redemption charge	0.00%	Performance fee	0.00%
Tranch volume	(08/22/2024) USD 1.27 mill.	Ongoing charges	-	Redeployment fee	0.00%
Total volume	(08/22/2024) USD 349.96 mill.	Dividends		Investment company	
Launch date	2/3/2014	06.02.2024	0.72 USD	BLI - Ban.d.Lux.Inv.	
KESt report funds	Yes	07.02.2023	0.13 USD	14, boulevard Royal, 2449, Luxembourg	
Business year start	01.10.	09.02.2021	0.20 USD	Luxembourg	
Sustainability type	-	04.02.2020	0.39 USD	https://www.banquedeluxembourg.com	
Fund manager	Marc Erpelding, Raphaël Fürst	05.02.2019	0.44 USD		

Performance	1M	6M	YTD	1Y	2Y	3Y	5Y	Since start
Performance	+0.38%	+5.27%	+5.47%	+6.94%	+4.83%	-13.71%	+1.33%	+6.50%
Performance p.a.	-	-	-	+6.92%	+2.38%	-4.80%	+0.26%	+0.60%
Sharpe ratio	0.05	0.48	0.34	0.24	-0.07	-0.53	-0.21	-0.22
Volatility	20.54%	15.11%	15.18%	14.25%	15.77%	15.89%	15.65%	13.11%
Worst month	-	-0.31%	-5.57%	-5.57%	-10.44%	-10.44%	-10.44%	-11.29%
Best month	-	5.93%	5.93%	5.93%	18.70%	18.70%	18.70%	18.70%
Maximum loss	-7.21%	-9.63%	-9.63%	-9.65%	-17.86%	-35.41%	-40.97%	-

Distribution permission

Austria, Germany, Switzerland, Luxembourg

¹ Important note on update status: The displayed date refers exclusively to the calculation of the NAV.

² The Mountain-View Data Fund Rating calculates a comparative ranking for funds using yield, volatility and trend data. For more information visit [MVD Funds Rating](#)

³ Displays the Ethical-Dynamical Ratio calculated according to standard criteria. The maximum value is 100. For more information visit [EDA](#)

BL Equities Asia Klasse A / LU1008593862 / A1XBEW / BLI - Ban.d.Lux.Inv.

Investment strategy

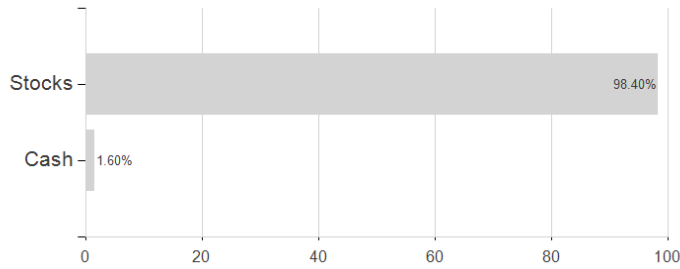
The sub-fund invests a minimum of 75% of its net assets in shares issued by companies either founded in Asia (excl. Japan) or which carry out a major part of their business activities there. A maximum of 10% of the net assets may be invested in open-ended investment funds. The sub-fund may also use derivatives in order to hedge or optimise the portfolio's exposure. The investment manager integrates and promotes sustainability factors within his investment strategy by applying non-financial data to the issuer valuation model.

Investment goal

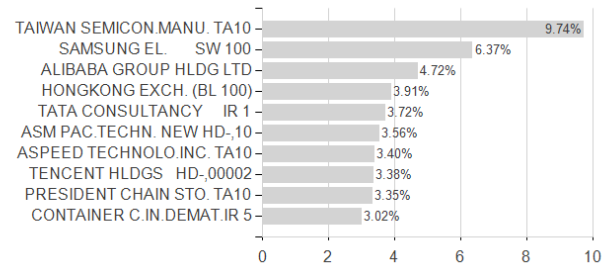
Seeking a long-term capital gain.

Assessment Structure

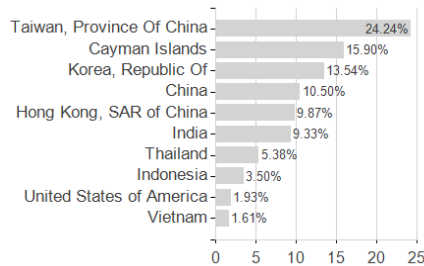
Assets



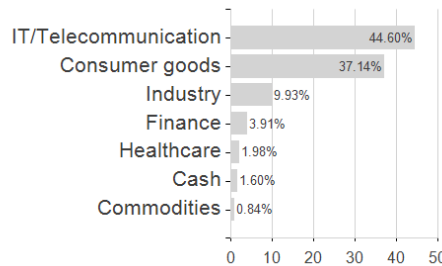
Largest positions



Countries



Branches



Currencies

