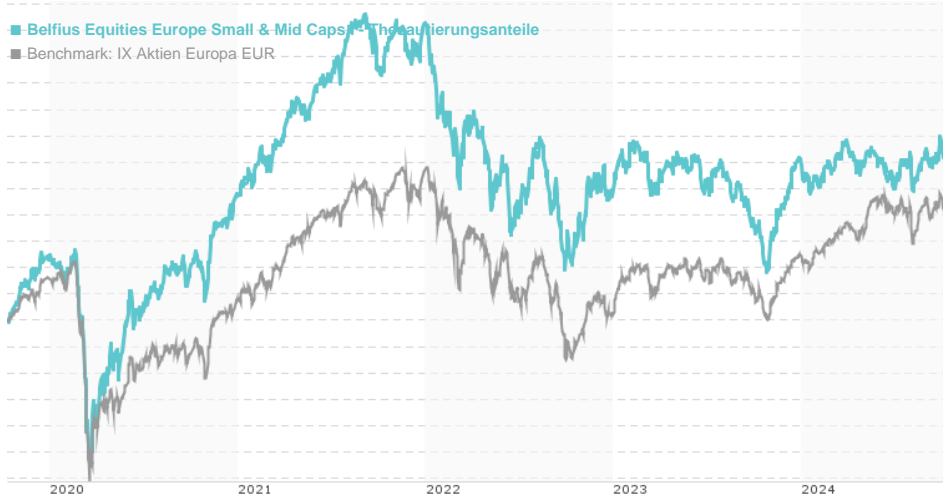


**Belfius Equities Europe Small & Mid Caps I - Thesaurierungsanteile / BE6253613234 / A1W4NH / Belfius Asset M.**

|                              |        |               |               |             |
|------------------------------|--------|---------------|---------------|-------------|
| Last 10/09/2024 <sup>1</sup> | Region | Branch        | Type of yield | Type        |
| 2290.26 EUR                  | Europe | Mixed Sectors | reinvestment  | Equity Fund |



**Risk key figures**

|   |                  |   |   |   |   |   |   |
|---|------------------|---|---|---|---|---|---|
| SRI                                     | 1                | 2 | 3 | 4 | 5 | 6 | 7 |
| Mountain-View Funds Rating <sup>2</sup> | EDA <sup>3</sup> |   |   |   |   |   |   |
|   | 85               |   |   |   |   |   |   |

**Yearly Performance**

|      |         |
|------|---------|
| 2023 | +5.69%  |
| 2022 | -20.94% |
| 2021 | +26.46% |
| 2020 | +10.80% |
| 2019 | +32.25% |

| Master data         |                               | Conditions                     |       | Other figures      |                |
|---------------------|-------------------------------|--------------------------------|-------|--------------------|----------------|
| Fund type           | Single fund                   | Issue surcharge                | 0.00% | Minimum investment | EUR 250,000.00 |
| Category            | Equity                        | Planned administr. fee         | 0.00% | Savings plan       | -              |
| Sub category        | Mixed Sectors                 | Deposit fees                   | 0.04% | UCITS / OGAW       | Yes            |
| Fund domicile       | Belgium                       | Redemption charge              | 0.00% | Performance fee    | 0.00%          |
| Tranch volume       | -                             | Ongoing charges                | -     | Redeployment fee   | 0.00%          |
| Total volume        | (10/09/2024) EUR 254.18 mill. | Dividends                      |       | Investment company |                |
| Launch date         | 5/6/2014                      | Belfius Asset M.               |       |                    |                |
| KESt report funds   | No                            | Place Rogier 11, 1210, Brüssel |       |                    |                |
| Business year start | 01.07.                        | Belgium                        |       |                    |                |
| Sustainability type | -                             | www.belfiusam.be               |       |                    |                |
| Fund manager        | -                             |                                |       |                    |                |

| Performance      | 1M     | 6M     | YTD    | 1Y      | 2Y      | 3Y      | 5Y      | Since start |
|------------------|--------|--------|--------|---------|---------|---------|---------|-------------|
| Performance      | +0.44% | -0.56% | +0.35% | +11.99% | +17.50% | -10.96% | +35.70% | +129.69%    |
| Performance p.a. | -      | -      | -      | +11.96% | +8.40%  | -3.80%  | +6.29%  | +8.30%      |
| Sharpe ratio     | 0.17   | -0.36  | -0.24  | 0.69    | 0.37    | -0.43   | 0.17    | 0.31        |
| Volatility       | 13.38% | 12.11% | 11.53% | 12.63%  | 14.09%  | 16.44%  | 18.32%  | 16.50%      |
| Worst month      | -      | -4.20% | -4.20% | -6.63%  | -6.63%  | -9.45%  | -15.94% | -15.94%     |
| Best month       | -      | 5.66%  | 6.93%  | 9.57%   | 9.57%   | 10.87%  | 12.50%  | 12.50%      |
| Maximum loss     | -3.47% | -6.20% | -7.22% | -8.02%  | -18.47% | -30.34% | -34.90% | -           |

**Distribution permission**

Austria, Czech Republic

<sup>1</sup> Important note on update status: The displayed date refers exclusively to the calculation of the NAV.

<sup>2</sup> The Mountain-View Data Fund Rating calculates a comparative ranking for funds using yield, volatility and trend data. For more information visit [MVD Funds Rating](#)

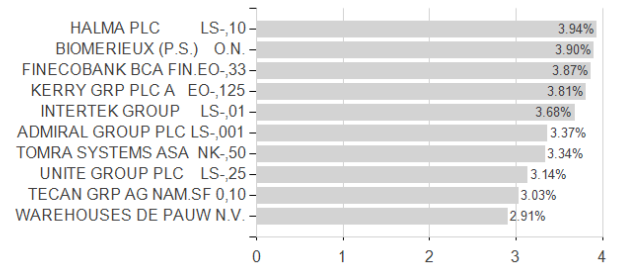
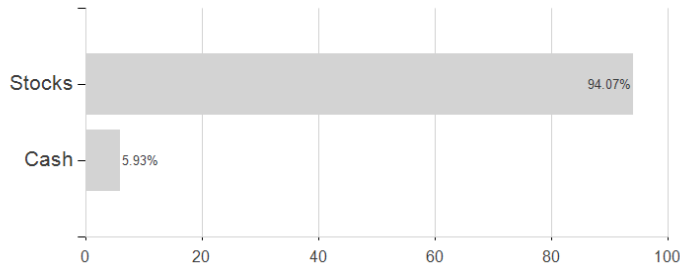
<sup>3</sup> Displays the Ethical-Dynamical Ratio calculated according to standard criteria. The maximum value is 100. For more information visit [EDA](#)

**Belfius Equities Europe Small & Mid Caps I - Thesaurierungsanteile / BE6253613234 / A1W4NH / Belfius Asset M.**

Assessment Structure

Assets

Largest positions



Countries

Branches

Currencies

