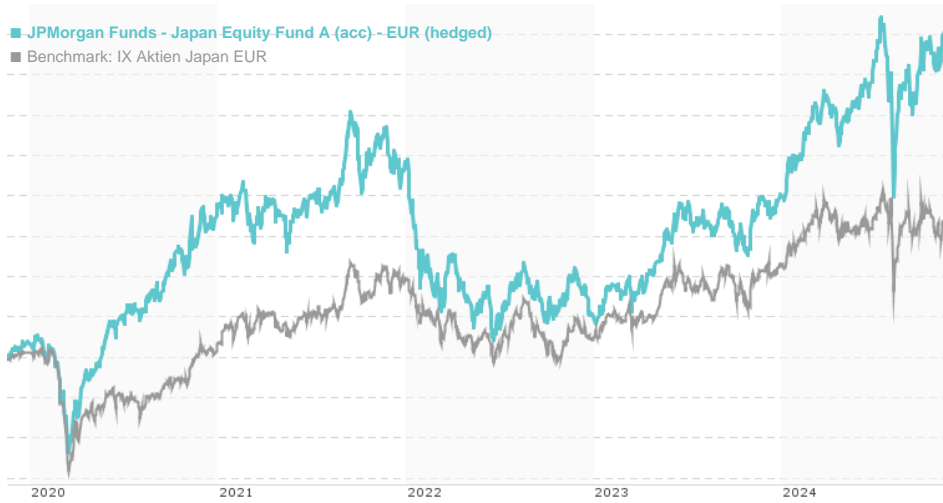


JPMorgan Funds - Japan Equity Fund A (acc) - EUR (hedged) / LU0927678416 / A1T93J / JPMorgan AM (EU)

|                              |         |               |               |             |
|------------------------------|---------|---------------|---------------|-------------|
| Last 11/14/2024 <sup>1</sup> | Country | Branch        | Type of yield | Type        |
| 204.64 EUR                   | Japan   | Mixed Sectors | reinvestment  | Equity Fund |

■ JPMorgan Funds - Japan Equity Fund A (acc) - EUR (hedged)  
■ Benchmark: IX Aktien Japan EUR



Risk key figures

SRI 1 2 3 4 5 6 7

Mountain-View Funds Rating<sup>2</sup> EDA<sup>3</sup>  
 74

Yearly Performance

|      |         |
|------|---------|
| 2023 | +27.71% |
| 2022 | -25.12% |
| 2021 | +6.87%  |
| 2020 | +32.99% |
| 2019 | +25.56% |

| Master data         |  | Conditions  |       | Other figures             |               |
|---------------------|--|---|-------|---------------------------|---------------|
| Fund type           | Single fund  | Issue surcharge   | 5.00% | Minimum investment        | USD 35,000.00 |
| Category            | Equity   | Planned administr. fee  | 0.00% | Savings plan              | -             |
| Sub category        | Mixed Sectors                                      | Deposit fees  | 0.00% | UCITS / OGAW              | Yes           |
| Fund domicile       | Luxembourg   | Redemption charge   | 0.50% | Performance fee           | 0.00%         |
| Tranch volume       | (11/14/2024) JPY 10.83 mill.                       | Ongoing charges   | -     | Redeployment fee          | 0.00%         |
| Total volume        | (11/14/2024) JPY 380,619.66 mill.                  | <b>Dividends</b>  |       | <b>Investment company</b> |               |
| Launch date         | 12/6/2013  | JPMorgan AM (EU)<br>PO Box 275, 2012, Luxembourg<br>Luxembourg<br><a href="https://www.jpmorganassetmanagement.de">https://www.jpmorganassetmanagement.de</a> |       |                           |               |
| KESt report funds   | Yes  |   |       |                           |               |
| Business year start | 01.07.   |   |       |                           |               |
| Sustainability type | -  |   |       |                           |               |
| Fund manager        | Nicholas Weindling, Miyako Urabe, Shoichi Mizusawa |   |       |                           |               |

| Performance      | 1M     | 6M      | YTD     | 1Y      | 2Y      | 3Y      | 5Y      | Since start |
|------------------|--------|---------|---------|---------|---------|---------|---------|-------------|
| Performance      | -1.11% | +10.03% | +26.14% | +30.69% | +47.25% | +14.47% | +79.56% | +187.66%    |
| Performance p.a. | -      | -       | -       | +30.59% | +21.32% | +4.61%  | +12.40% | +10.13%     |
| Sharpe ratio     | -0.86  | 0.62    | 1.15    | 1.19    | 0.93    | 0.07    | 0.44    | 0.35        |
| Volatility       | 18.19% | 28.67%  | 24.24%  | 23.20%  | 19.64%  | 21.46%  | 21.56%  | 20.37%      |
| Worst month      | -      | -1.60%  | -2.85%  | -2.85%  | -6.95%  | -16.99% | -16.99% | -16.99%     |
| Best month       | -      | 5.30%   | 6.65%   | 7.67%   | 7.67%   | 8.62%   | 12.05%  | 12.05%      |
| Maximum loss     | -4.57% | -24.08% | -24.08% | -24.08% | -24.08% | -33.54% | -35.03% | -           |

Distribution permission

Austria, Germany, Switzerland, United Kingdom, Luxembourg, Czech Republic

<sup>1</sup> Important note on update status: The displayed date refers exclusively to the calculation of the NAV.

<sup>2</sup> The Mountain-View Data Fund Rating calculates a comparative ranking for funds using yield, volatility and trend data. For more information visit [MVD Funds Rating](#)

DISCLAIMER: The information on this page are for informational purposes only and should neither an offer to sell nor a solicitation for the purchase of the security or recommendation in favor of the security to be understood. baha GmbH assumes no liability despite thorough searches for the accuracy of the data.

Funds data from: [www.mountain-view.com](http://www.mountain-view.com). Fact Sheet created by: [www.baha.com](http://www.baha.com)

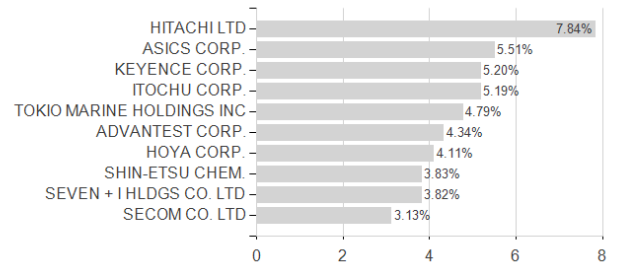
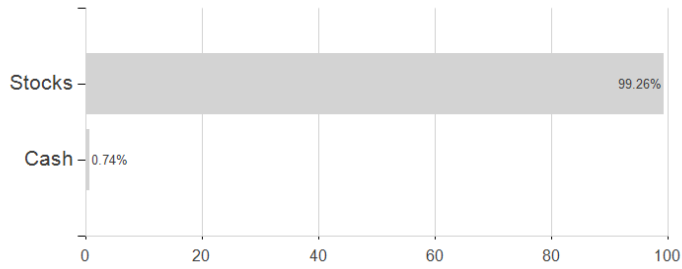
**JPMorgan Funds - Japan Equity Fund A (acc) - EUR (hedged) / LU0927678416 / A1T93J / JPMorgan AM (EU)**

3 Displays the Ethical-Dynamical Ratio calculated according to standard criteria. The maximum value is 100. For more information visit [EDA](#)

Assessment Structure

Assets

Largest positions



Countries

Branches

Currencies

