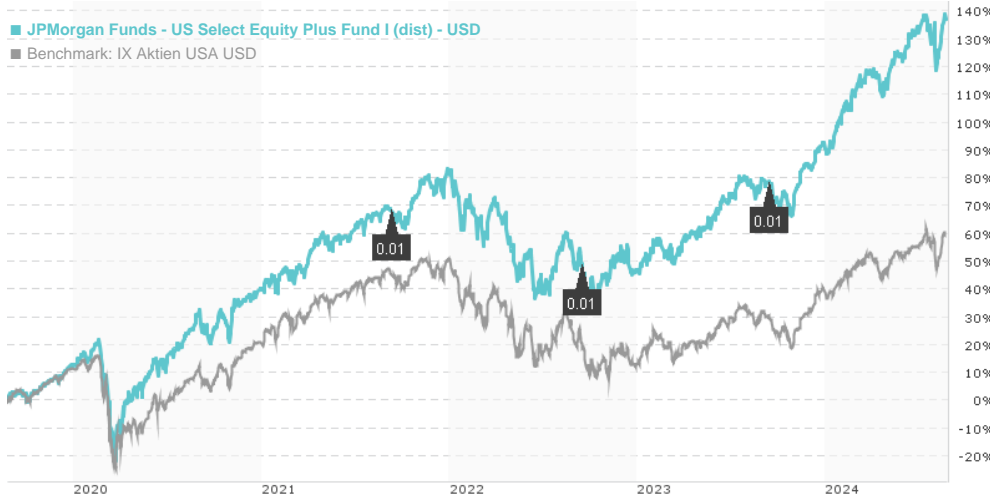


JPMorgan Funds - US Select Equity Plus Fund I (dist) - USD / LU0973529331 / A1W5W1 / JPMorgan AM (EU)

Last 08/23/2024 <sup>1</sup>	Country	Branch	Type of yield	Type
406.72 USD	United States of America	Mixed Sectors	paying dividend	Equity Fund



Risk key figures

SRI	1	2	3	4	5	6	7	
Mountain-View Funds Rating <sup>2</sup>							EDA <sup>3</sup>	-

Yearly Performance

2023	+31.58%
2022	-19.53%
2021	+29.83%
2020	+24.87%
2019	+29.82%

Master data		Conditions		Other figures	
Fund type	Single fund	Issue surcharge	0.00%	Minimum investment	USD 10,000,000.00
Category	Equity	Planned administr. fee	0.00%	Savings plan	-
Sub category	Mixed Sectors	Deposit fees	0.00%	UCITS / OGAW	Yes
Fund domicile	Luxembourg	Redemption charge	0.00%	Performance fee	0.00%
Tranch volume	(08/23/2024) USD 3.60 mill.	Ongoing charges	-	Redeployment fee	0.00%
Total volume	(08/23/2024) USD 5,831.15 mill.	Dividends		Investment company	
Launch date	10/14/2013	13.09.2023	0.01 USD	JPMorgan AM (EU) PO Box 275, 2012, Luxembourg Luxembourg <a href="https://www.jpmorganassetmanagement.de">https://www.jpmorganassetmanagement.de</a>	
KESr report funds	No	14.09.2022	0.01 USD		
Business year start	01.07.	09.09.2021	0.01 USD		
Sustainability type	-	10.09.2020	0.01 USD		
Fund manager	Susan Bao, Steven Lee	05.09.2019	0.07 USD		

Performance	1M	6M	YTD	1Y	2Y	3Y	5Y	Since start
Performance	+0.89%	+12.15%	+23.21%	+35.50%	+52.61%	+41.67%	+133.93%	+323.77%
Performance p.a.	-	-	-	+35.39%	+23.50%	+12.30%	+18.50%	+14.21%
Sharpe ratio	0.32	1.52	2.47	2.42	1.28	0.49	0.77	0.64
Volatility	23.08%	14.67%	14.15%	13.19%	15.66%	17.72%	19.56%	16.65%
Worst month	-	-1.50%	-1.50%	-3.94%	-7.51%	-8.90%	-11.00%	-11.00%
Best month	-	5.55%	5.55%	9.62%	9.62%	10.40%	12.64%	12.64%
Maximum loss	-7.10%	-8.24%	-8.24%	-8.24%	-14.67%	-26.85%	-35.49%	-

Distribution permission

Austria, Germany, Switzerland, United Kingdom

<sup>1</sup> Important note on update status: The displayed date refers exclusively to the calculation of the NAV.

<sup>2</sup> The Mountain-View Data Fund Rating calculates a comparative ranking for funds using yield, volatility and trend data. For more information visit [MVD Funds Rating](#)

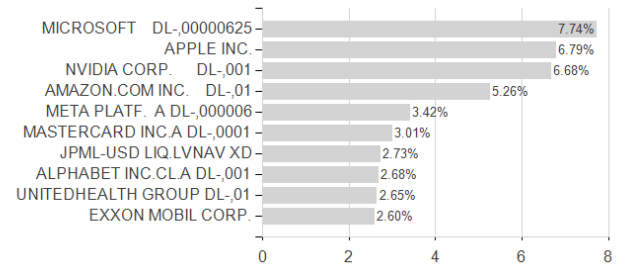
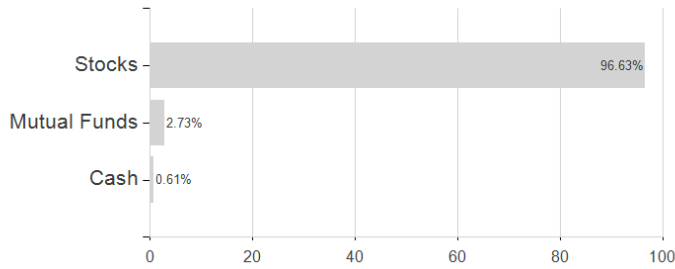
<sup>3</sup> Displays the Ethical-Dynamical Ratio calculated according to standard criteria. The maximum value is 100. For more information visit [EDA](#)

**JPMorgan Funds - US Select Equity Plus Fund I (dist) - USD / LU0973529331 / A1W5W1 / JPMorgan AM (EU)**

Assessment Structure

Assets

Largest positions



Countries

Branches

Currencies

