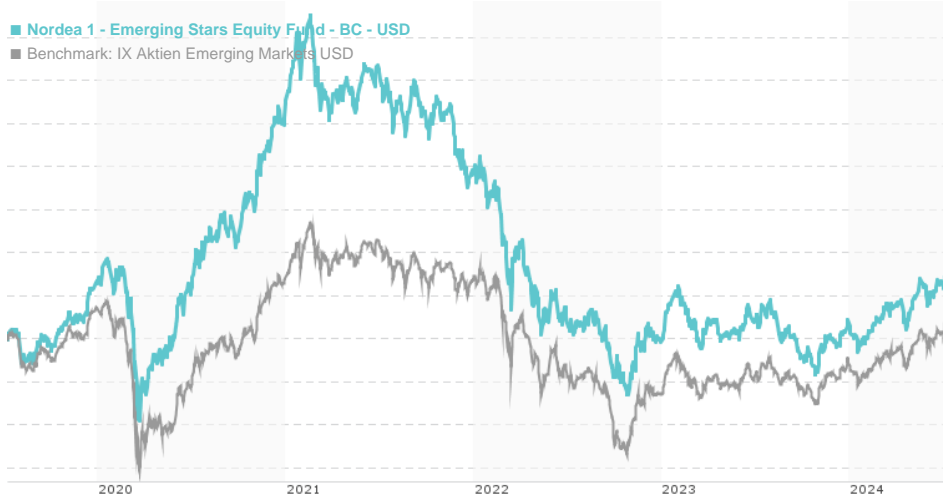


Nordea 1 - Emerging Stars Equity Fund - BC - USD / LU0841605040 / A1W6Y2 / Nordea Inv. Funds

Last 07/08/2024 ¹	Region	Branch	Type of yield	Type
151.69 USD	Emerging Markets	Mixed Sectors	reinvestment	Equity Fund



Risk key figures

SRI	1	2	3	4	5	6	7	
Mountain-View Funds Rating ²							EDA ³	79

Yearly Performance

2023	+5.25%
2022	-28.17%
2021	-11.03%
2020	+37.59%
2019	+30.85%

Master data		Conditions		Other figures	
Fund type	Single fund	Issue surcharge	5.00%	Minimum investment	UNT 0
Category	Equity	Planned administr. fee	0.00%	Savings plan	-
Sub category	Mixed Sectors	Deposit fees	0.00%	UCITS / OGAW	Yes
Fund domicile	Luxembourg	Redemption charge	0.00%	Performance fee	0.00%
Tranch volume	(07/08/2024) USD 8.05 mill.	Ongoing charges	-	Redeployment fee	0.00%
Total volume	(07/08/2024) USD 1,831.43 mill.	Dividends		Investment company	
Launch date	10/9/2013	Nordea Inv. Funds			
KEST report funds	Yes	562, Rue de Neudorf, 2017, Luxembourg			
Business year start	01.01.	Luxembourg			
Sustainability type	Ethics/ecology	https://www.nordea.lu			
Fund manager	Pierre-Henri Cloarec, Jakob Zierau				

Performance	1M	6M	YTD	1Y	2Y	3Y	5Y	Since start
Performance	+4.52%	+13.92%	+9.78%	+11.82%	+9.78%	-25.98%	+14.77%	+55.53%
Performance p.a.	-	-	-	+11.86%	+4.77%	-9.54%	+2.79%	+4.19%
Sharpe ratio	7.66	1.98	1.21	0.57	0.06	-0.69	-0.04	0.03
Volatility	10.20%	13.21%	13.36%	14.33%	16.99%	19.18%	20.44%	17.96%
Worst month	-	-5.30%	-5.30%	-6.91%	-12.52%	-12.52%	-14.24%	-14.24%
Best month	-	5.32%	5.32%	8.07%	13.68%	13.68%	13.68%	13.68%
Maximum loss	-1.72%	-6.33%	-6.33%	-15.80%	-18.35%	-45.59%	-50.21%	-

Distribution permission

Austria, Germany, Switzerland, United Kingdom

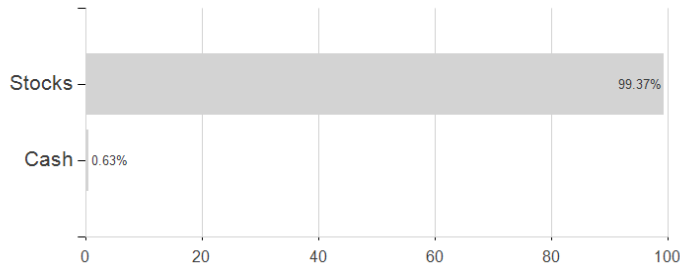
¹ Important note on update status: The displayed date refers exclusively to the calculation of the NAV.
² The Mountain-View Data Fund Rating calculates a comparative ranking for funds using yield, volatility and trend data. For more information visit [MVD Funds Rating](#)

Nordea 1 - Emerging Stars Equity Fund - BC - USD / LU0841605040 / A1W6Y2 / Nordea Inv. Funds

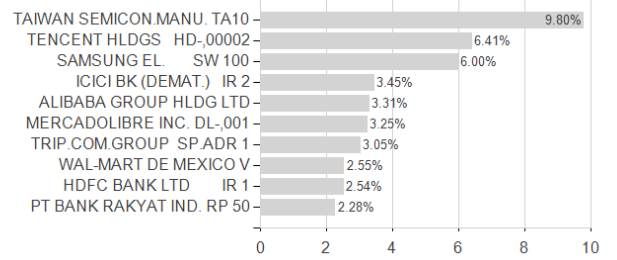
3 Displays the Ethical-Dynamical Ratio calculated according to standard criteria. The maximum value is 100. For more information visit [EDA](#)

Assessment Structure

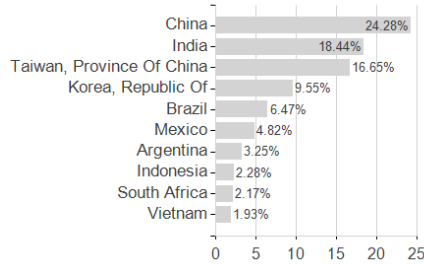
Assets



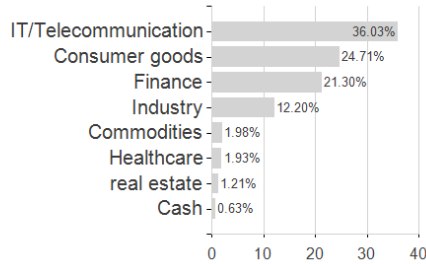
Largest positions



Countries



Branches



Currencies

