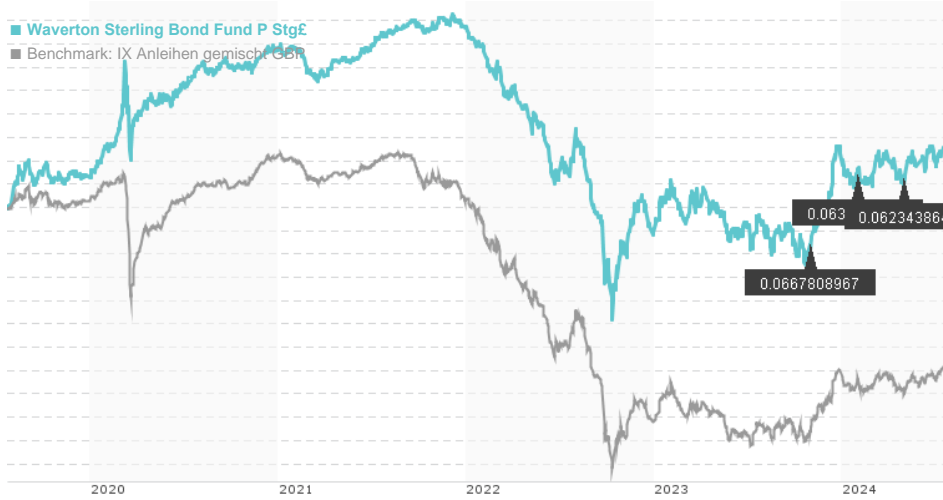


Waverton Sterling Bond Fund P Stg£ / IE00BGQYPR94 / A1W96Q / Waverton IM

Last 07/23/2024 <sup>1</sup>	Region	Branch	Type of yield	Type
8.84 GBP	Worldwide	Bonds: Mixed	paying dividend	Fixed-Income Fund



Risk key figures

SRI	1	2	3	4	5	6	7
Mountain-View Funds Rating <sup>2</sup>	EDA <sup>3</sup>						

Yearly Performance

2023	+6.87%
2022	-15.21%
2021	+1.59%
2020	+10.86%
2019	+9.89%

Master data		Conditions		Other figures	
Fund type	Single fund	Issue surcharge	0.00%	Minimum investment	GBP 1,500.00
Category	Bonds	Planned administr. fee	0.00%	Savings plan	-
Sub category	Bonds: Mixed	Deposit fees	0.02%	UCITS / OGAW	Yes
Fund domicile	Ireland	Redemption charge	0.00%	Performance fee	0.00%
Tranch volume	(07/23/2024) GBP 773.37 mill.	Ongoing charges	-	Redeployment fee	0.00%
Total volume	(07/23/2024) GBP 1,091.63 mill.	Dividends		Investment company	
Launch date	1/8/2014	30.04.2024	0.06 GBP	Waverton IM 16 Babmaes Street, SW1Y 6AH, London United Kingdom <a href="https://www.waverton.co.uk">https://www.waverton.co.uk</a>	
KESr report funds	No	31.01.2024	0.06 GBP		
Business year start	01.05.	31.10.2023	0.07 GBP		
Sustainability type	-	31.07.2023	0.07 GBP		
Fund manager	Jeff Keen, James Carter	28.04.2023	0.06 GBP		

Performance	1M	6M	YTD	1Y	2Y	3Y	5Y	Since start
Performance	-0.14%	+2.52%	+0.04%	+5.34%	+0.38%	-8.75%	+4.70%	+30.19%
Performance p.a.	-	-	-	+5.34%	+0.19%	-3.00%	+0.92%	+2.53%
Sharpe ratio	-1.14	0.24	-0.60	0.24	-0.44	-0.95	-0.44	-0.25
Volatility	4.75%	5.94%	6.01%	6.87%	8.01%	7.02%	6.34%	4.74%
Worst month	-	-2.24%	-2.24%	-2.24%	-5.72%	-5.72%	-5.72%	-5.72%
Best month	-	2.93%	4.83%	4.83%	4.83%	4.83%	4.83%	4.83%
Maximum loss	-1.68%	-2.73%	-2.73%	-4.43%	-15.29%	-22.40%	-22.40%	-

Distribution permission

Germany, Switzerland

<sup>1</sup> Important note on update status: The displayed date refers exclusively to the calculation of the NAV.  
<sup>2</sup> The Mountain-View Data Fund Rating calculates a comparative ranking for funds using yield, volatility and trend data. For more information visit [MVD Funds Rating](#)  
<sup>3</sup> Displays the Ethical-Dynamical Ratio calculated according to standard criteria. The maximum value is 100. For more information visit [EDA](#)

**Waverton Sterling Bond Fund P Stg£ / IE00BGQYPR94 / A1W96Q / Waverton IM**

**Investment strategy**

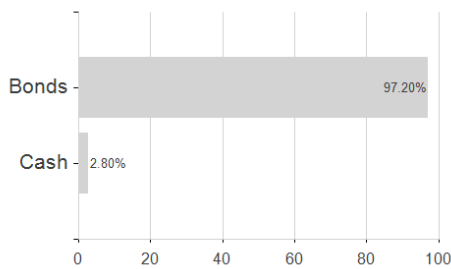
At times, the Fund may hold cash and cash-like instruments. The Fund may use instruments whose value is determined by changes in the value of the underlying assets they represent (derivatives). The Fund may do so for investment purposes or in order to manage the Fund more efficiently (e.g., reducing risks or costs or generating additional growth or income). The Fund may invest up to 10% of its assets in other funds which have similar objectives and policies to the Fund (or in funds which invest in bonds or money market instruments), of which up to 5% of its assets may be invested in funds investing in bond markets globally.

**Investment goal**

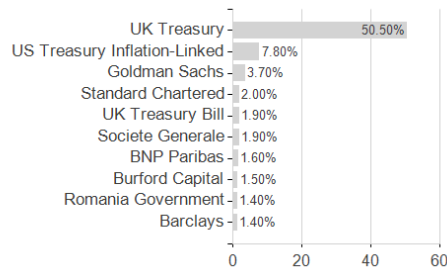
The Fund aims to achieve growth on your investment and income through investment in bonds. The bonds are issued by UK and international governments and companies from any industry sector. The bonds may have fixed or variable interest rates and will be predominantly rated investment grade or better. A rating agency gives an investment grade rating when it believes that there is a relatively low risk that the issuer of a bond will be unable to make payments. The Fund may invest in bonds priced in any currency but will have a minimum exposure of 80% to British Pounds at all times.

**Assessment Structure**

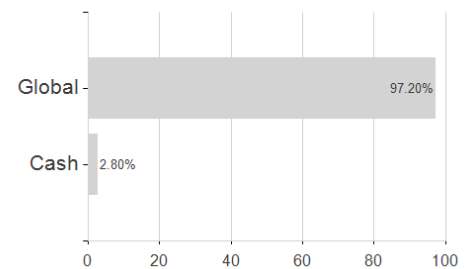
**Assets**



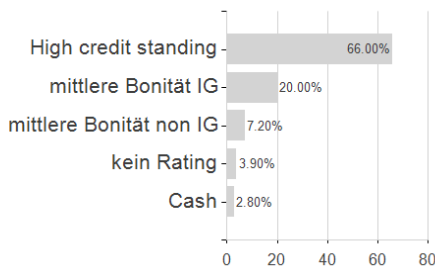
**Largest positions**



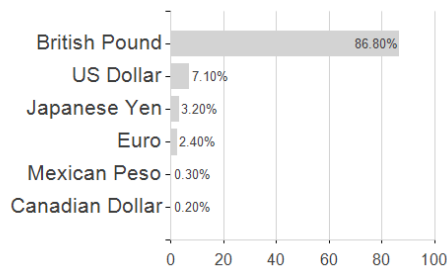
**Countries**



**Rating**



**Currencies**



**Branches**

