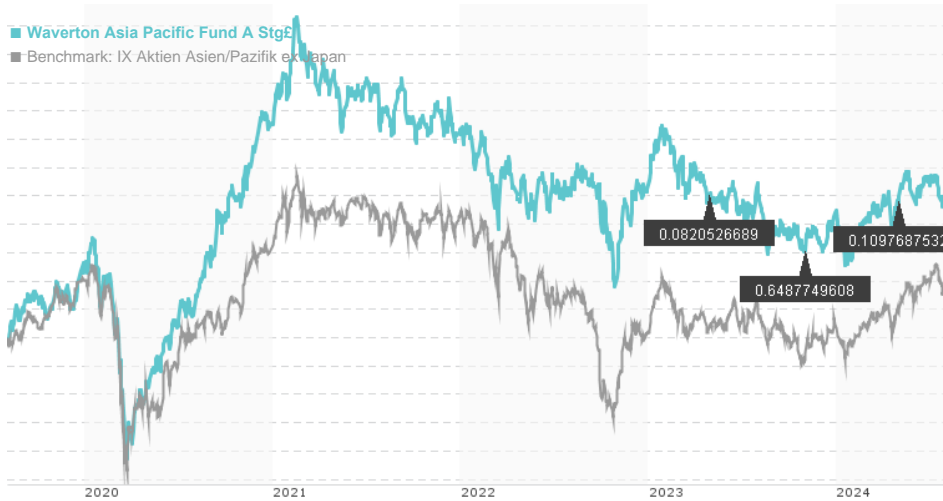


## Waverton Asia Pacific Fund A Stg£ / IE00B0NLMR01 / A0HNBQ / Waverton IM

Last 08/02/2024 <sup>1</sup>	Region	Branch	Type of yield	Type
30.93 GBP	Asia/Pacific ex Japan	Mixed Sectors	paying dividend	Equity Fund



### Risk key figures

SRI 1 2 3 4 5 6 7

Mountain-View Funds Rating<sup>2</sup> EDA<sup>3</sup>

▲ ▲ ▲ ▲ ▲ ▲

### Yearly Performance

2023	-3.35%
2022	-7.67%
2021	-0.57%
2020	+23.32%
2019	+24.01%

Master data		Conditions		Other figures	
Fund type	Single fund	Issue surcharge	0.00%	Minimum investment	GBP 1,500.00
Category	Equity	Planned administr. fee	0.00%	Savings plan	-
Sub category	Mixed Sectors	Deposit fees	0.02%	UCITS / OGAW	Yes
Fund domicile	Ireland	Redemption charge	0.00%	Performance fee	0.00%
Tranch volume	(08/02/2024) USD 74.48 mill.	Ongoing charges	-	Redeployment fee	0.00%
Total volume	(08/02/2024) USD 104.21 mill.	Dividends		Investment company	
Launch date	10/31/2005	30.04.2024	0.11 GBP	Waverton IM 16 Babmaes Street, SW1Y 6AH, London United Kingdom <a href="https://www.waverton.co.uk">https://www.waverton.co.uk</a>	
KESr report funds	No	31.10.2023	0.65 GBP		
Business year start	01.05.	28.04.2023	0.08 GBP		
Sustainability type	-	28.10.2022	0.24 GBP		
Fund manager	Alena Isakova, Richard Harding	29.04.2022	0.07 GBP		

Performance	1M	6M	YTD	1Y	2Y	3Y	5Y	Since start
Performance	-2.89%	+7.29%	+1.01%	-1.36%	-1.46%	-12.21%	+16.59%	+294.12%
Performance p.a.	-	-	-	-1.35%	-0.73%	-4.25%	+3.11%	+7.58%
Sharpe ratio	-2.96	0.96	-0.15	-0.40	-0.31	-0.53	-0.03	0.24
Volatility	11.09%	12.01%	12.79%	12.66%	14.28%	14.85%	16.48%	16.60%
Worst month	-	-2.65%	-6.83%	-6.83%	-9.34%	-9.34%	-16.86%	-17.80%
Best month	-	6.46%	6.46%	6.46%	14.68%	14.68%	14.68%	15.23%
Maximum loss	-4.24%	-5.30%	-8.00%	-9.92%	-17.99%	-25.17%	-33.06%	-

### Distribution permission

Germany, Switzerland

<sup>1</sup> Important note on update status: The displayed date refers exclusively to the calculation of the NAV.

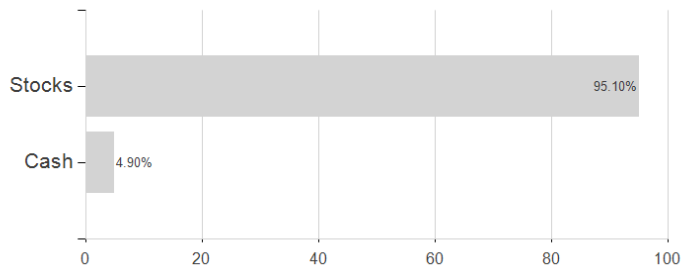
<sup>2</sup> The Mountain-View Data Fund Rating calculates a comparative ranking for funds using yield, volatility and trend data. For more information visit [MVD Funds Rating](#)

<sup>3</sup> Displays the Ethical-Dynamical Ratio calculated according to standard criteria. The maximum value is 100. For more information visit [EDA](#)

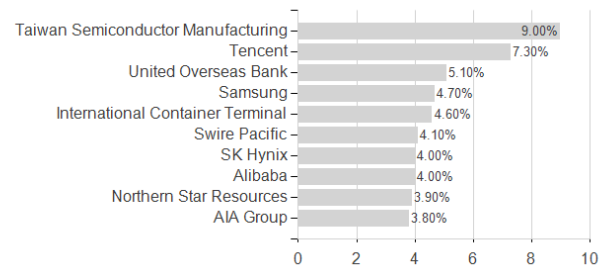
## Waverton Asia Pacific Fund A Stg£ / IE00B0NLMR01 / A0HNBQ / Waverton IM

### Assessment Structure

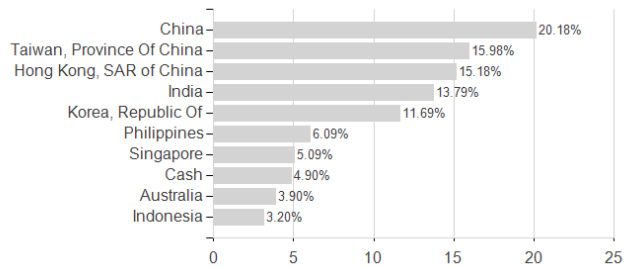
#### Assets



#### Largest positions



#### Countries



#### Branches

