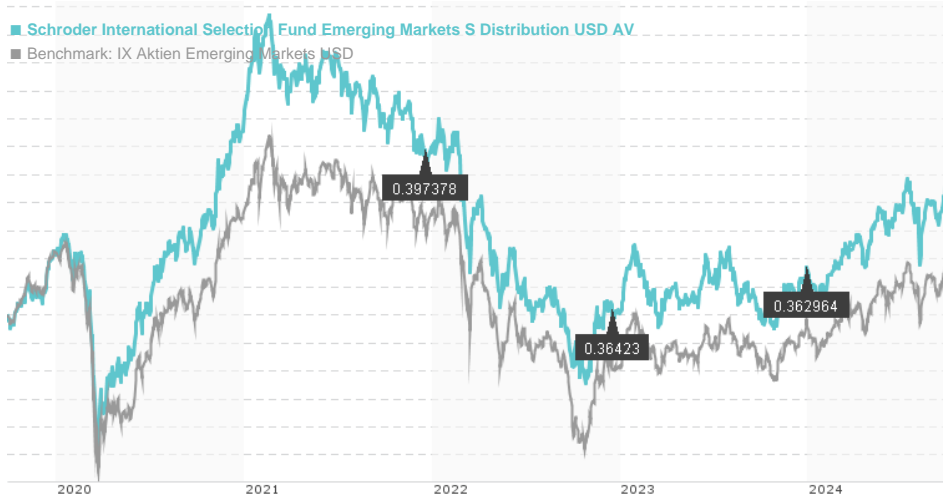


Schroder International Selection Fund Emerging Markets S Distribution USD AV / LU1041110419 / A1XFDY /

Last 09/26/2024 ¹	Region	Branch	Type of yield	Type
18.91 USD	Emerging Markets	Mixed Sectors	paying dividend	Equity Fund



Risk key figures

SRI	1	2	3	4	5	6	7
Mountain-View Funds Rating ²	EDA ³						
	77						

Yearly Performance

2023	+8.40%
2022	-23.12%
2021	-4.55%
2020	+23.35%
2019	+23.07%

Master data		Conditions		Other figures	
Fund type	Single fund	Issue surcharge	0.00%	Minimum investment	UNT 0
Category	Equity	Planned administr. fee	0.00%	Savings plan	-
Sub category	Mixed Sectors	Deposit fees	0.30%	UCITS / OGAW	Yes
Fund domicile	Luxembourg	Redemption charge	0.00%	Performance fee	0.00%
Tranch volume	(09/26/2024) USD 5.43 mill.	Ongoing charges	-	Redeployment fee	0.00%
Total volume	(09/26/2024) USD 5,881.15 mill.	Dividends		Investment company	
Launch date	3/21/2014	28.12.2023	0.36 USD	Schroder IM (EU)	
KEST report funds	Yes	15.12.2022	0.36 USD	5, rue Höhenhof, 1736, Senningerberg	
Business year start	01.01.	16.12.2021	0.40 USD	Luxembourg	
Sustainability type	-	17.12.2020	0.27 USD	https://www.schroders.com	
Fund manager	Robert Davy, Tom Wilson	19.12.2019	0.36 USD		

Performance	1M	6M	YTD	1Y	2Y	3Y	5Y	Since start
Performance	+5.89%	+13.62%	+17.20%	+27.03%	+36.94%	-6.22%	+27.43%	+69.91%
Performance p.a.	-	-	-	+26.95%	+17.00%	-2.12%	+4.96%	+5.17%
Sharpe ratio	6.50	1.55	1.37	1.59	0.84	-0.31	0.08	0.11
Volatility	14.27%	16.37%	15.15%	14.86%	16.26%	17.61%	19.27%	16.77%
Worst month	-	-0.44%	-4.14%	-4.14%	-11.31%	-11.31%	-16.10%	-16.10%
Best month	-	5.92%	5.92%	7.48%	13.47%	13.47%	13.47%	13.47%
Maximum loss	-3.47%	-12.28%	-12.28%	-12.28%	-13.25%	-37.17%	-42.82%	-

Distribution permission

Austria, Germany, Switzerland, United Kingdom, Luxembourg, Czech Republic

¹ Important note on update status: The displayed date refers exclusively to the calculation of the NAV.

² The Mountain-View Data Fund Rating calculates a comparative ranking for funds using yield, volatility and trend data. For more information visit [MVD Funds Rating](#)

³ Displays the Ethical-Dynamical Ratio calculated according to standard criteria. The maximum value is 100. For more information visit [EDA](#)

Schroder International Selection Fund Emerging Markets S Distribution USD AV / LU1041110419 / A1XFDY /

Investment strategy

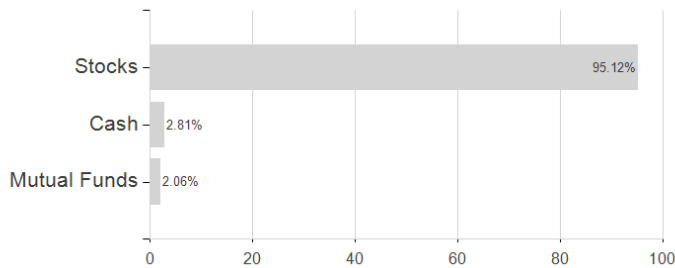
The fund is actively managed and invests at least two-thirds of its assets in equity and equity related securities of companies in emerging markets. The fund may invest directly in China B-Shares and China H-Shares and may invest less than 20% of its assets (on a net basis) directly or indirectly (for example via participatory notes) in China A-Shares through Shanghai- Hong Kong Stock Connect and Shenzhen-Hong Kong Stock Connect and shares listed on the STAR Board and the ChiNext. The fund may also invest up to one-third of its assets directly or indirectly in other securities (including other asset classes), countries, regions, industries or currencies, investment funds, warrants and money market investments, and hold cash (subject to the restrictions provided in appendix I). The fund may use derivatives with the aim of achieving investment gains, reducing risk or managing the fund more efficiently.

Investment goal

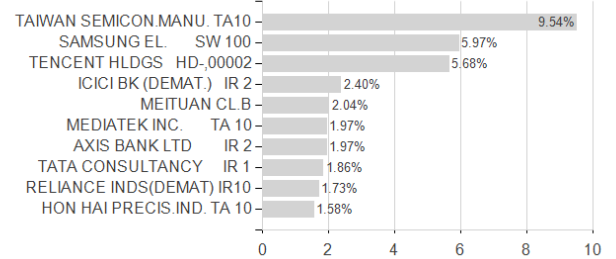
The fund aims to provide capital growth in excess of the MSCI Emerging Markets (Net TR) Index after fees have been deducted over a three to five year period by investing in equities of emerging markets companies.

Assessment Structure

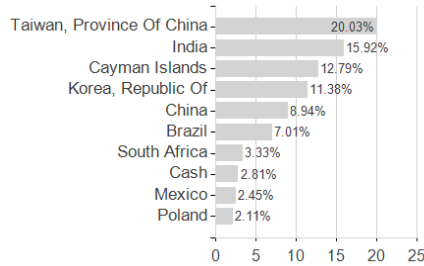
Assets



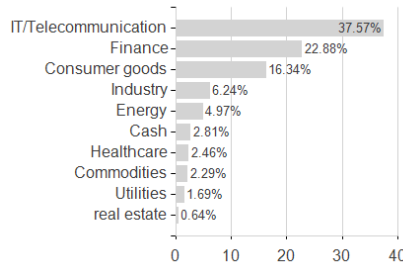
Largest positions



Countries



Branches



Currencies

