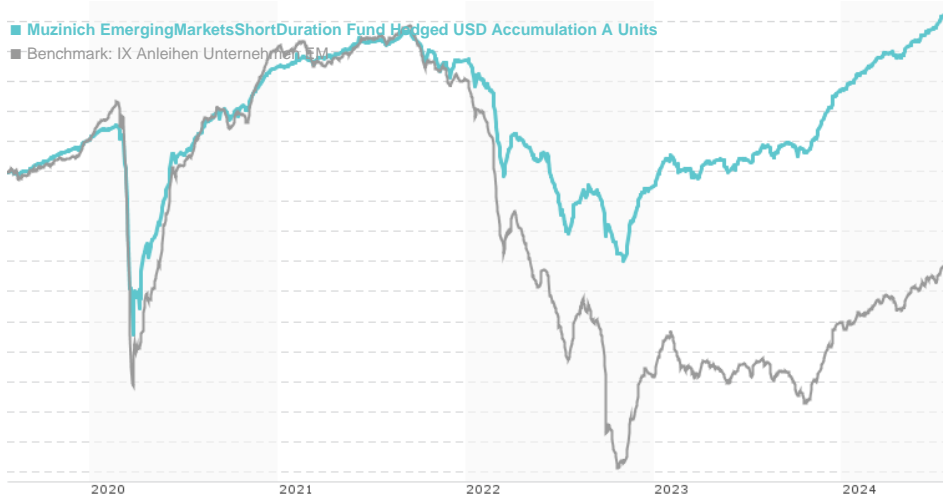


Muzinich EmergingMarketsShortDuration Fund Hedged USD Accumulation A Units / IE00BFNXVV87 / A1W69N /

|                              |                  |                 |               |                   |
|------------------------------|------------------|-----------------|---------------|-------------------|
| Last 07/23/2024 <sup>1</sup> | Region           | Branch          | Type of yield | Type              |
| 131.43 USD                   | Emerging Markets | Corporate Bonds | reinvestment  | Fixed-Income Fund |



Risk key figures

|   |   |   |   |   |   |   |                  |    |
|---|---|---|---|---|---|---|------------------|----|
| SRI                                     | 1 | 2 | 3 | 4 | 5 | 6 | 7                |    |
| Mountain-View Funds Rating <sup>2</sup> |   |   |   |   |   |   | EDA <sup>3</sup> | 77 |

Yearly Performance

|      |        |
|------|--------|
| 2023 | +6.53% |
| 2022 | -7.88% |
| 2021 | +0.46% |
| 2020 | +4.72% |
| 2019 | +7.97% |

| Master data         |   | Conditions   |       | Other figures      |                  |
|---------------------|---|--|-------|--------------------|------------------|
| Fund type           | Single fund                               | Issue surcharge  | 3.00% | Minimum investment | USD 1,000,000.00 |
| Category            | Bonds                                     | Planned administr. fee   | 0.00% | Savings plan       | -                |
| Sub category        | Corporate Bonds                           | Deposit fees   | 0.02% | UCITS / OGAW       | Yes              |
| Fund domicile       | Ireland                                   | Redemption charge  | 0.00% | Performance fee    | 0.00%            |
| Tranch volume       | (07/23/2024) USD 10.84 mill.              | Ongoing charges  | -     | Redeployment fee   | 0.00%            |
| Total volume        | (07/23/2024) USD 827.48 mill.             | Dividends  |       | Investment company |                  |
| Launch date         | 10/22/2013                                | Muzinich & Co. (IE)<br>16 Fitzwilliam Street Upper, Dublin 2, Dublin 2<br>Ireland<br><a href="https://www.muzinich.com">https://www.muzinich.com</a> |       |                    |                  |
| KESt report funds   | Yes                                       |  |       |                    |                  |
| Business year start | 01.12.                                    |  |       |                    |                  |
| Sustainability type | -   |  |       |                    |                  |
| Fund manager        | Warren Hyland - Portfoliomanager und Team |  |       |                    |                  |

| Performance      | 1M     | 6M     | YTD    | 1Y     | 2Y      | 3Y      | 5Y      | Since start |
|------------------|--------|--------|--------|--------|---------|---------|---------|-------------|
| Performance      | +0.84% | +4.25% | +4.74% | +9.09% | +14.23% | +1.62%  | +10.58% | +31.43%     |
| Performance p.a. | -      | -      | -      | +9.09% | +6.89%  | +0.54%  | +2.03%  | +2.57%      |
| Sharpe ratio     | 9.75   | 5.42   | 5.40   | 3.87   | 1.43    | -1.23   | -0.46   | -0.42       |
| Volatility       | 0.75%  | 0.92%  | 0.92%  | 1.40%  | 2.23%   | 2.58%   | 3.61%   | 2.68%       |
| Worst month      | -      | -0.12% | -0.12% | -0.27% | -2.86%  | -3.29%  | -9.99%  | -9.99%      |
| Best month       | -      | 0.94%  | 1.54%  | 2.31%  | 3.42%   | 3.42%   | 3.79%   | 3.79%       |
| Maximum loss     | -0.05% | -0.36% | -0.36% | -0.92% | -5.04%  | -13.93% | -13.93% | -           |

Distribution permission

Austria, Germany, Switzerland, United Kingdom

<sup>1</sup> Important note on update status: The displayed date refers exclusively to the calculation of the NAV.

<sup>2</sup> The Mountain-View Data Fund Rating calculates a comparative ranking for funds using yield, volatility and trend data. For more information visit [MVD Funds Rating](#)

<sup>3</sup> Displays the Ethical-Dynamical Ratio calculated according to standard criteria. The maximum value is 100. For more information visit [EDA](#)

DISCLAIMER: The information on this page are for informational purposes only and should neither an offer to sell nor a solicitation for the purchase of the security or recommendation in favor of the security to be understood. baha GmbH assumes no liability despite thorough searches for the accuracy of the data.

Funds data from: [www.mountain-view.com](http://www.mountain-view.com). Fact Sheet created by: [www.baha.com](http://www.baha.com)

**Muzinich EmergingMarketsShortDuration Fund Hedged USD Accumulation A Units / IE00BFNXVV87 / A1W69N /**

**Investment strategy**

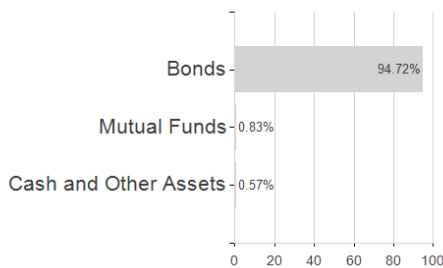
The Fund is actively managed and run on an entirely discretionary basis. The Fund is not managed in reference to any benchmark. The net income will be reinvested in the Fund on behalf of investors. The Manager endeavours to reduce currency risk this unit class could face from assets held in currencies different from the unit class currency. For this purpose, the Manager may utilize derivatives such as currency forward contracts which lock in a future price for buying or selling currency.

**Investment goal**

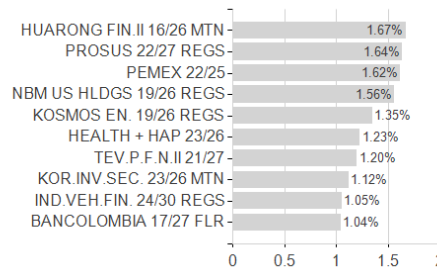
The Fund seeks to protect capital and generate attractive returns which exceed those available from similar duration Benchmark Government Bonds. The portfolio is well-diversified. The Investment Manager may use derivatives to hedge investments in the Fund's securities and their related assets, markets and currencies. Derivatives are financial instruments whose value is linked to the price of an underlying asset. The Muzinich EmergingMarketsShortDuration Fund invests primarily in bonds (securities that represent an obligation to repay a debt along with interest) with short maturities or short duration-to-worst. Duration-to-worst denotes how sensitive a bond is to changes in the general interest rate environment with shorter durations denoting less sensitivity. It is calculated assuming a bond will be repaid at the date most advantageous to the issuer even if that occurs before the bond's stated maturity date. These bonds can be both high yield (sub investment grade) and investment grade bonds issued by borrowers registered in or doing business mainly in emerging markets in Asia, Africa, Latin America and certain parts of Europe.

**Assessment Structure**

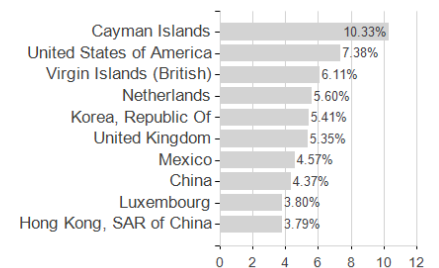
**Assets**



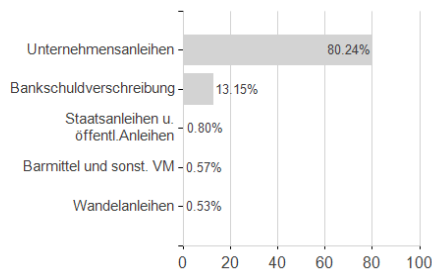
**Largest positions**



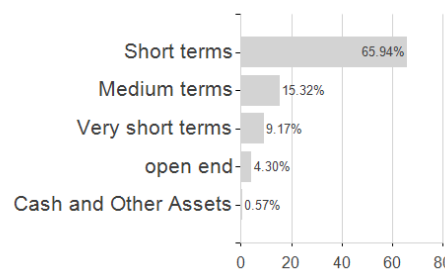
**Countries**



**Issuer**



**Duration**



**Currencies**

