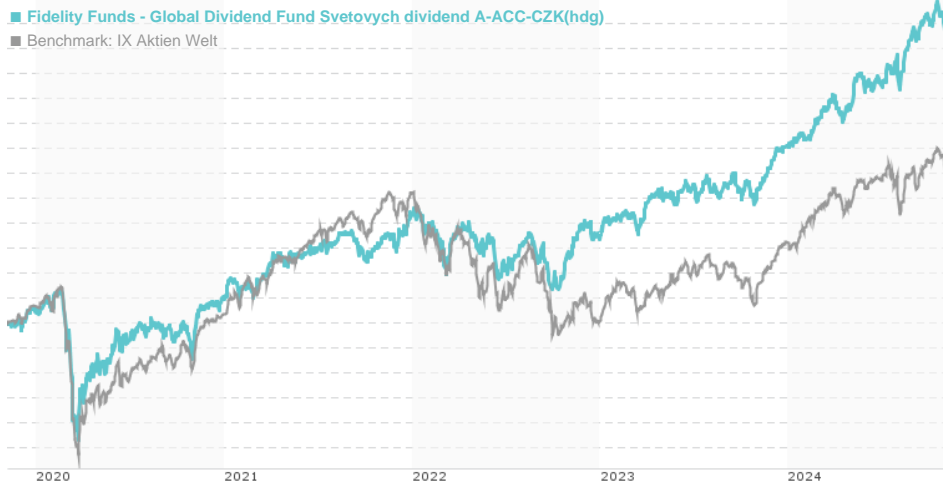


**Fidelity Funds - Global Dividend Fund Svetovych dividend A-ACC-CZK(hdg) / LU0979392924 / A1W8TB / FIL IM (LU)**

Last 11/04/2024 <sup>1</sup>	Region	Branch	Type of yield	Type
2468.00 CZK	Worldwide	Mixed Sectors	reinvestment	Equity Fund



**Risk key figures**

SRI	1	2	3	4	5	6	7	
Mountain-View Funds Rating <sup>2</sup>							EDA <sup>3</sup>	76

**Yearly Performance**

2023	+15.98%
2022	-3.98%
2021	+16.08%
2020	+2.53%
2019	+24.25%

Master data		Conditions		Other figures	
Fund type	Single fund	Issue surcharge	5.25%	Minimum investment	USD 2,500.00
Category	Equity	Planned administr. fee	0.00%	Savings plan	-
Sub category	Mixed Sectors	Deposit fees	0.00%	UCITS / OGAW	Yes
Fund domicile	Luxembourg	Redemption charge	0.00%	Performance fee	0.00%
Tranch volume	(11/04/2024) EUR 8,649.26 mill.	Ongoing charges	-	Redeployment fee	0.00%
Total volume	(10/31/2024) EUR 12,276.64 mill.	<b>Dividends</b>		<b>Investment company</b>	
Launch date	11/5/2013	Kärntner Straße 9, Top 8, 1010, Wien			
KESt report funds	Yes	Austria			
Business year start	01.05.	https://www.fidelity.at			
Sustainability type	-				
Fund manager	Daniel Roberts				

Performance	1M	6M	YTD	1Y	2Y	3Y	5Y	Since start
Performance	-0.36%	+10.38%	+17.64%	+25.73%	+40.55%	+35.75%	+59.84%	+146.80%
Performance p.a.	-	-	-	+25.81%	+18.52%	+10.72%	+9.82%	+8.56%
Sharpe ratio	-0.85	2.12	2.28	3.00	1.82	0.73	0.50	0.46
Volatility	8.55%	8.88%	7.99%	7.61%	8.49%	10.43%	13.45%	11.82%
Worst month	-	-1.20%	-1.73%	-1.73%	-2.24%	-5.41%	-7.74%	-7.74%
Best month	-	3.84%	3.84%	5.48%	5.48%	6.69%	10.76%	10.76%
Maximum loss	-3.34%	-4.41%	-4.41%	-4.41%	-4.76%	-13.23%	-28.13%	-

**Distribution permission**

Austria, Germany, Switzerland, United Kingdom, Luxembourg, Czech Republic

<sup>1</sup> Important note on update status: The displayed date refers exclusively to the calculation of the NAV.

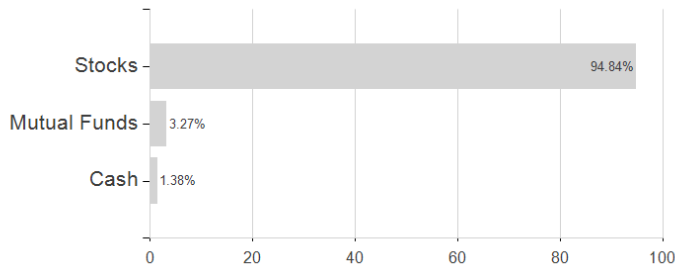
## Fidelity Funds - Global Dividend Fund Svetovych dividend A-ACC-CZK(hdg) / LU0979392924 / A1W8TB / FIL IM (LU)

2 The Mountain-View Data Fund Rating calculates a comparative ranking for funds using yield, volatility and trend data. For more information visit [MVD Funds Rating](#)

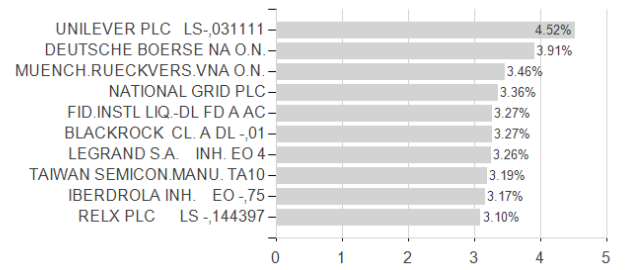
3 Displays the Ethical-Dynamical Ratio calculated according to standard criteria. The maximum value is 100. For more information visit [EDA](#)

### Assessment Structure

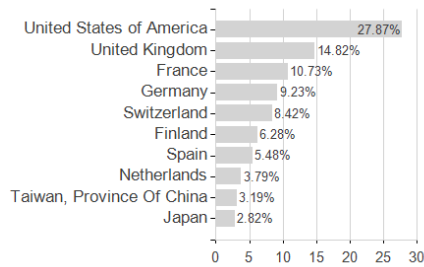
#### Assets



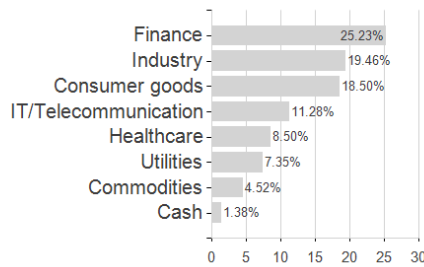
#### Largest positions



#### Countries



#### Branches



#### Currencies

