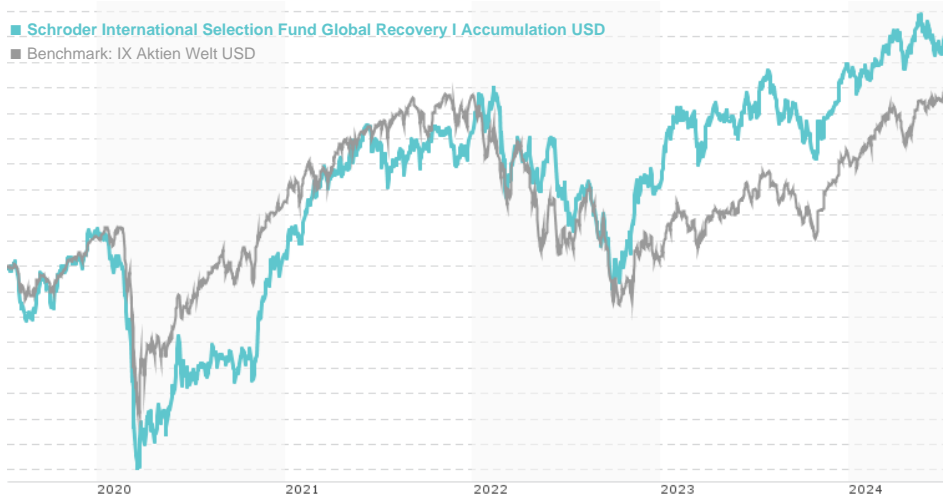


Schroder International Selection Fund Global Recovery I Accumulation USD / LU0956908585 / A1W3T7 / Schroder IM

Last 07/10/2024 ¹	Region	Branch	Type of yield	Type
217.47 USD	Worldwide	Mixed Sectors	reinvestment	Equity Fund



Risk key figures

SRI	1	2	3	4	5	6	7
Mountain-View Funds Rating ²	EDA ³						
	76						

Yearly Performance

2023	+20.93%
2022	-8.55%
2021	+23.68%
2020	-4.12%
2019	+22.42%

Master data		Conditions		Other figures	
Fund type	Single fund	Issue surcharge	0.00%	Minimum investment	USD 5,000,000.00
Category	Equity	Planned administr. fee	0.00%	Savings plan	-
Sub category	Mixed Sectors	Deposit fees	0.30%	UCITS / OGAW	Yes
Fund domicile	Luxembourg	Redemption charge	0.00%	Performance fee	0.00%
Tranch volume	(07/10/2024) USD 7.65 mill.	Ongoing charges	-	Redeployment fee	0.00%
Total volume	(07/10/2024) USD 821.96 mill.	Dividends		Investment company	
Launch date	10/9/2013	Schroder IM (EU)			
KESt report funds	Yes	5, rue Höhenhof, 1736, Senningerberg			
Business year start	01.01.	Luxembourg			
Sustainability type	-	https://www.schroders.com			
Fund manager	Simon Adler, Liam Nunn, Nick Kirrage				

Performance	1M	6M	YTD	1Y	2Y	3Y	5Y	Since start
Performance	+0.27%	+4.77%	+3.72%	+11.45%	+32.11%	+18.80%	+45.61%	+117.47%
Performance p.a.	-	-	-	+11.42%	+14.94%	+5.92%	+7.80%	+7.49%
Sharpe ratio	-0.03	0.55	0.32	0.63	0.71	0.13	0.20	0.22
Volatility	11.95%	11.18%	11.07%	12.35%	15.92%	17.08%	20.98%	16.95%
Worst month	-	-3.42%	-3.42%	-5.87%	-10.15%	-10.27%	-22.50%	-22.50%
Best month	-	4.57%	6.94%	7.35%	11.04%	11.04%	23.70%	23.70%
Maximum loss	-2.62%	-5.32%	-5.32%	-12.65%	-18.08%	-29.24%	-43.78%	-

Distribution permission

Austria, Germany, Switzerland, United Kingdom, Luxembourg

¹ Important note on update status: The displayed date refers exclusively to the calculation of the NAV.

² The Mountain-View Data Fund Rating calculates a comparative ranking for funds using yield, volatility and trend data. For more information visit [MVD Funds Rating](#)

³ Displays the Ethical-Dynamical Ratio calculated according to standard criteria. The maximum value is 100. For more information visit [EDA](#)

DISCLAIMER: The information on this page are for informational purposes only and should neither an offer to sell nor a solicitation for the purchase of the security or recommendation in favor of the security to be understood. baha GmbH assumes no liability despite thorough searches for the accuracy of the data.

Funds data from: www.mountain-view.com. Fact Sheet created by: www.baha.com

Schroder International Selection Fund Global Recovery I Accumulation USD / LU0956908585 / A1W3T7 / Schroder IM

Investment strategy

The fund is actively managed and invests at least two-thirds of its assets in equities of companies worldwide. The fund may invest directly in China B-Shares and China HShares and may invest up to 10% of its assets (on a net basis) directly or indirectly (for example via participatory notes) in China A-Shares through Shanghai- Hong Kong Stock Connect and Shenzhen-Hong Kong Stock Connect and shares listed on the STAR Board and the ChiNext. The fund may also invest up to one-third of its assets directly or indirectly in other securities (including other asset classes), countries, regions, industries or currencies, investment funds, warrants and money market investments, and hold cash (subject to the restrictions provided in appendix I). The fund may use derivatives with the aim of reducing risk or managing the fund more efficiently.

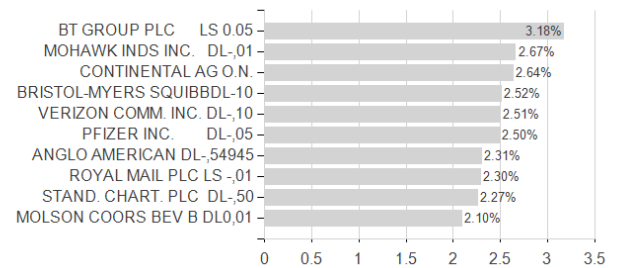
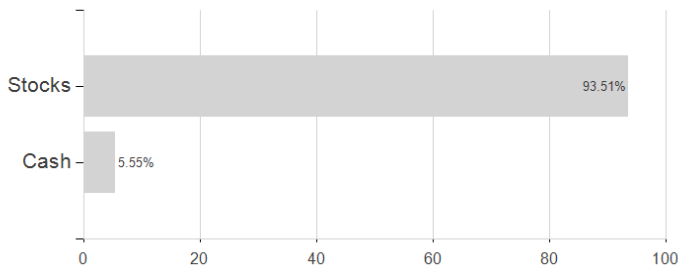
Investment goal

The fund aims to provide capital growth in excess of the MSCI World (Net TR) Index after fees have been deducted over a three to five year period by investing in equities of companies worldwide that have suffered a severe set back in either share price or profitability.

Assessment Structure

Assets

Largest positions



Countries

Branches

Currencies

